San Joaquin Valley
AIR POLLUTION CONTROL DISTRICT

NOV 19 2009

Ed Warner
Northern California Power Agency
P.O. Box 1478
Lodi, CA 95241-1478

Re: Notice of Final Draft Determination of Compliance
Facility: Lodi Energy Center (08-AFC-10)
Project Number: N-1083490

Dear Mr. Warner:

Enclosed for your review and comment is the District's draft final determination of compliance (FDOC) for the installation of a 294 MW (nominal), natural gas-fired, combined-cycle, electric generation facility that will consist of a Siemens natural gas-fired STG6-5000F "Flex Plant™ 30" combustion turbine generator equipped with dry-low NOx combustors rated at a combined heat input rate of 2,142 MMBtu/hr, unfired heat recovery steam generator, a steam turbine generator, a seven-cell mechanical draft cooling tower system equipped with high efficiency drift eliminators, and a natural gas-fired 36.5 MMBtu/hr auxiliary boiler for Siemens "Flex Plant™ 30" fast start-up technology, at 12745 North Thornton Road, Lodi, California. The applicant is requesting that a Certificate of Conformity (COC) with the procedural requirements of 40 CFR Part 70 be issued with this project.

The notice of preliminary decision for this project will be published approximately three days from the date of this letter. Please submit your written comments on the draft FDOC within the 30-day public comment period which begins on the date of publication of the public notice.

Thank you for your cooperation in this matter. If you have any questions regarding this matter, please contact Mr. Jagmeet Kahlon of Permit Services at (209) 557-6452.

Sincerely,

David Warner
Director of Permit Services

DW: JK/cm

Enclosures

cc: Nancy Matthews, Sierra Research
1801 J Street, Sacramento, CA 95811

Seyed Sadredin
Executive Director/Air Pollution Control Officer

Northern Region
4800 Enterprise Way
Modesto, CA 95356-8718
Tel: (209) 557-6400 FAX: (209) 557-6475

Central Region (Main Office)
1990 E. Gettysburg Avenue
Fresno, CA 93726-0244
Tel: (559) 230-6000 FAX: (559) 230-6061
www.valleyair.org

Southern Region
34946 Flyover Court
Bakersfield, CA 93308-9725
Tel: (661) 392-5500 FAX: (661) 392-5585

San Joaquin Valley
AIR POLLUTION CONTROL DISTRICT

NOV 1 9 2009

Mike Tollstrup, Chief
Project Assessment Branch
Stationary Source Division
California Air Resources Board
PO Box 2815
Sacramento, CA 95812-2815

Re: Notice of Final Draft Determination of Compliance
Facility: Lodi Energy Center (08-AFC-10)
Project Number: N-1083490

Dear Mr. Tollstrup:

Enclosed for your review and comment is the District's draft final determination of compliance (FDOC) for the installation of a 294 MW (nominal), natural gas-fired, combined-cycle, electric generation facility that will consist of a Siemens natural gas-fired STG6-5000F "Flex Plant™ 30" combustion turbine generator equipped with dry-low NOx combustors rated at a combined heat input rate of 2,142 MMBtu/hr, unfired heat recovery steam generator, a steam turbine generator, a seven-cell mechanical draft cooling tower system equipped with high efficiency drift eliminators, and a natural gas-fired 36.5 MMBtu/hr auxiliary boiler for Siemens "Flex Plant™ 30" fast start-up technology, at 12745 North Thornton Road, Lodi, California. The applicant is requesting that a Certificate of Conformity (COC) with the procedural requirements of 40 CFR Part 70 be issued with this project.

The notice of preliminary decision for this project will be published approximately three days from the date of this letter. Please submit your written comments on the draft FDOC within the 30-day public comment period which begins on the date of publication of the public notice.

Thank you for your cooperation in this matter. If you have any questions regarding this matter, please contact Mr. Jagmeet Kahlon of Permit Services at (209) 557-6452.

Sincerely,

David Warner
Director of Permit Services

DW: JK/cm

Enclosures

Seyed Sadredin
Executive Director/Air Pollution Control Officer

Northern Region
4800 Enterprise Way
Modesto, CA 95356-8718
Tel: (209) 557-6400 FAX: (209) 557-6475

Central Region (Main Office)
1990 E. Gettysburg Avenue
Fresno, CA 93726-0244
Tel: (559) 230-6000 FAX: (559) 230-6061

Southern Region
34946 Flyover Court
Bakersfield, CA 93308-9725
Tel: (661) 392-5500 FAX: (661) 392-5585

www.valleyair.org

San Joaquin Valley
AIR POLLUTION CONTROL DISTRICT

NOV 19 2009

Gerardo C. Rios (AIR 3)
Chief, Permits Office
Air Division
U.S. E.P.A. - Region IX
75 Hawthorne Street
San Francisco, CA 94105

Re: Notice of Final Draft Determination of Compliance
Facility: Lodi Energy Center (08-AFC-10)
Project Number: N-1083490

Dear Mr. Rios:

Enclosed for your review and comment is the District's draft final determination of compliance for the installation of a 294 MW (nominal), natural gas-fired, combined-cycle, electric generation facility that will consist of a Siemens natural gas-fired STG6-5000F "Flex Plant™ 30" combustion turbine generator equipped with dry-low NOx combustors rated at a combined heat input rate of 2,142 MMBtu/hr, unfired heat recovery steam generator, a steam turbine generator, a seven-cell mechanical draft cooling tower system equipped with high efficiency drift eliminators, and a natural gas-fired 36.5 MMBtu/hr auxiliary boiler for Siemens "Flex Plant™ 30" fast start-up technology, at 12745 North Thornton Road, Lodi, California. The applicant is requesting that a Certificate of Conformity (COC) with the procedural requirements of 40 CFR Part 70 be issued with this project.

The notice of preliminary decision for this project will be published approximately three days from the date of this letter. After addressing any EPA comments made during the 45-day comment period, the DOC will be issued to the facility with a COC. Prior to operating with modifications authorized by the DOC, the facility must submit an application to modify the Title V permit as an administrative amendment, in accordance with District Rule 2520, Section 11.5.

Thank you for your cooperation in this matter. If you have any questions regarding this matter, please contact Mr. Jagmeet Kahlon of Permit Services at (209) 557-6452.

Sincerely,

David Warner
Director of Permit Services

DW: JK/cm

Enclosures

Seyed Sadredin
Executive Director/Air Pollution Control Officer

Northern Region
4800 Enterprise Way
Modesto, CA 95356-8718
Tel: (209) 557-6400 FAX: (209) 557-6475

Central Region (Main Office)
1990 E. Gettysburg Avenue
Fresno, CA 93726-0244
Tel: (559) 230-6000 FAX: (559) 230-6061

Southern Region
34946 Flyover Court
Bakersfield, CA 93308-9725
Tel: (661) 392-5500 FAX: (661) 392-5585

www.valleyair.org

San Joaquin Valley
AIR POLLUTION CONTROL DISTRICT

NOV 19 2009

Rod Jones, Project Manager
California Energy Commission, MS -15
1516 Ninth Street
Sacramento, CA 95814-5112

Re: Re: Notice of Final Draft Determination of Compliance
Facility: Lodi Energy Center (08-AFC-10)
Project Number: N-1083490

Dear Mr. Jones:

Enclosed for your review and comment is the District's draft final determination of compliance (FDOC) for the installation of a 294 MW (nominal), natural gas-fired, combined-cycle, electric generation facility that will consist of a Siemens natural gas-fired STG6-5000F "Flex Plant™ 30" combustion turbine generator equipped with dry-low NOx combustors rated at a combined heat input rate of 2,142 MMBtu/hr, unfired heat recovery steam generator, a steam turbine generator, a seven-cell mechanical draft cooling tower system equipped with high efficiency drift eliminators, and a natural gas-fired 36.5 MMBtu/hr auxiliary boiler for Siemens "Flex Plant™ 30" fast start-up technology, at 12745 North Thornton Road, Lodi, California. The applicant is requesting that a Certificate of Conformity (COC) with the procedural requirements of 40 CFR Part 70 be issued with this project.

The notice of preliminary decision for this project will be published approximately three days from the date of this letter. Please submit your written comments on the draft FDOC within the 30-day public comment period which begins on the date of publication of the public notice.

Thank you for your cooperation in this matter. If you have any questions regarding this matter, please contact Mr. Jagmeet Kahlon of Permit Services at (209) 557-6452.

Sincerely,

David Warner
Director of Permit Services

DW:JK/cm
Enclosures

Seyed Sadredin
Executive Director/Air Pollution Control Officer

Northern Region
4800 Enterprise Way
Modesto, CA 95356-8718
Tel: (209) 557-6400 FAX: (209) 557-6475

Central Region (Main Office)
1990 E. Gettysburg Avenue
Fresno, CA 93726-0244
Tel: (559) 230-6000 FAX: (559) 230-6061
www.valleyair.org

Southern Region
34946 Flyover Court
Bakersfield, CA 93308-9725
Tel: (661) 392-5500 FAX: (661) 392-5585

FINAL DRAFT DETERMINATION OF COMPLIANCE EVALUATION

Northern California Power Agency (Lodi Energy Center)
California Energy Commission
Application for Certification Docket #: 08-AFC-10

Facility Name:	Northern California Power Agency
Mailing Address:	P.O. Box 1478 Lodi, CA 95241-1478
Contact Name:	Ed Warner
Telephone:	(209) 333-6370
Fax:	(209) 333-6374
E-Mail:	ed.warner@ncpagen.com
Alternate Contact:	Jeff Adkins, Consultant
Telephone:	(916) 444-6666
Fax:	(916) 444-8373
E-Mail:	jadkins@sierraresearch.com
Alternate Contact:	Nancy Matthews, Consultant
Telephone:	(916) 444-6666
Cell:	(916) 444-8373
E-Mail:	nmatthews@sierraresearch.com
Engineer:	Jagmeet Kahlon, Air Quality Engineer
Lead Engineer:	Rupi Gill, Permit Services Manager
Date:	November 16, 2009
District Project #:	N-1083490
Permit #:	N-2697-5-0, N-2697-6-0, N-2697-7-0
Submitted:	September 5, 2008
Deemed Complete:	August 18, 2009

TABLE OF CONTENTS

I. PROPOSAL

On April 15, 2009, the San Joaquin Valley Air Pollution Control District (District) issued a Preliminary Determination of Compliance (PDOC) for Northern California Power Agency's (NCPA, a.k.a Lodi Energy Center) proposed installation of a 255 MW (nominal), natural gas-fired, combined cycle, electric generation facility, with General Electric's (GE) "Rapid-Response" Frame 7FA (or equivalent) Combustion Turbine Generator (CTG) equipped with dry-low NOx (DLN) combustors rated at a combined 1,885.3 million British thermal units per hour (MMBtu/hr), a Heat Recovery Steam Generator (HRSG) equipped with natural gas-fired duct burner rated at a heat input rate of 222 MMBtu/hr, a steam turbine generator (STG), a seven-cell cooling tower, and a natural gas-fired auxiliary boiler equipped with low NOx burners rated a heat input of 65 MMBtu/hr for GE's "Rapid Response" system. Subsequent to this PDOC, NCPA requested to amend their proposal to install "Siemens" turbine package instead of GE's turbine package. The details on the amended proposal were submitted to the District on July 30, 2009. The proposed amendments are considered significant, and therefore, cannot be included directly into the Final Determination of Compliance (FDOC) before notifying the public, California Energy Commission, and the oversight agencies (EPA and CARB). Therefore, the District is issuing a "Final Draft Determination of Compliance" for this project. The comments received on the PDOC are addressed as part of this project (Refer to Attachment J). The details in the amended proposal are as follows:

NCPA is requesting an Authority to Construct (ATC) for the installation of a 294 MW (nominal), natural gas-fired, combined-cycle, electric generation facility that will consist of a Siemens natural gas-fired STG6-5000F "Flex Plant™ 30" CTG equipped with DLN combustors rated at a combined heat input rate of 2,142 MMBtu/hr, an unfired HRSG, an STG, a seven-cell mechanical draft cooling tower system equipped with high efficiency drift eliminators, a deaerating surface condenser to convert the steam from low-pressure section of the STG into water for re-use in HRSG feed water, and a natural gas-fired auxiliary boiler equipped with low NOx burner rated at a heat input rate of 36.5 MMBtu/hour for Siemens "Flex Plant™ 30" fast start-up technology.

Exhaust from the CTG will be vented through a Selective Catalytic Reduction (SCR) system for nitrogen oxide (NOx) emissions control, and through an oxidation catalyst to convert carbon monoxide (CO) into carbon dioxide (CO_2) gas.

NCPA has requested that the ATC should be issued with Certificate of Conformity (COC), which is EPA's 45-day review of the project prior to the issuance of the final ATC. This project will be published in the local newspaper (Stockton Record) for public review and comment. The public comment period will last 30-days from the date of publication. Both COC and public notice will run concurrently.

NCPA has already submitted an Application for Certification (AFC) with the California Energy Commission (CEC). Currently, this project is going through the licensing process led by the CEC. Pursuant to SJVAPCD Rule 2201, Section 5.8, the District is

required to submit a Determination of Compliance (DOC) to the CEC within 240 days after acceptance of an application as complete. DOC is functionally equivalent to ATC provided that the CEC approves the AFC and certificate granted by the CEC includes all conditions of the DOC. Final DOC will be issued once all the comments from the oversight agencies (EPA and CARB) and the public are addressed. CEC is the lead agency for determining California Environmental Quality Act (CEQA) requirements for this project.

In September 2008, NCPA had filed application to obtain Prevention of Significant Deterioration (PSD) requirements from EPA Region 9. NCPA has requested to withdraw the PSD application, and decided to establish a combined CO emissions limit of 198,000 pounds per year for permits N-2697-5-0 (Siemens Gas Turbine) and N-2697-6-0 (36.5 MMBtu/hr Auxiliary Boiler). NCPA's consultant states that establishing the proposed CO limit may not require them to obtain PSD permit from EPA for the proposed project.

II. APPLICABLE RULES

Rule 1080	Stack Monitoring (12/17/92)
Rule 1081	Source Sampling (12/16/93)
Rule 1100	Equipment Breakdown (12/17/92)
Rule 2010	Permits Required (12/17/92)
Rule 2201	New and Modified Stationary Source Review Rule (9/21/06)
Rule 2520	Federally Mandated Operating Permits (6/21/01)
Rule 2540	Acid Rain Program (11/13/97)
Rule 4001	New Source Performance Standards (4/14/99) 40 CFR Part 60 Subpart GG - Standards of Performance for Stationary Gas Turbines 40 CFR Part 60 Subpart KKKK – Standards of Performance for Stationary Combustion Turbines 40 CFR Part 60 Subpart Dc – Standards of Performance for Small Industrial-Commercial-Institutional Steam Generating Units
Rule 4002	National Emissions Standards for Hazardous Air Pollutants (5/18/00)
Rule 4101	Visible Emissions (02/17/05)
Rule 4102	Nuisance (12/17/92)
Rule 4201	Particulate Matter Concentration (12/17/92)
Rule 4202	Particulate Matter Emission Rate (12/17/92)
Rule 4301	Fuel Burning Equipment (12/17/92)
Rule 4304	Equipment Tuning Procedure for Boilers, Steam Generators and Process Heaters (10/19/95)
Rule 4305	Boilers, Steam Generators and Process Heaters – Phase 2 (8/21/03)
Rule 4306	Boilers, Steam Generators and Process Heaters – Phase 3 (3/17/05)
Rule 4320	Advanced Emission Reduction Options for Boilers, Steam Generators, and Process Heaters greater than 5.0 MMBtu/hr (10/16/08)
Rule 4703	Stationary Gas Turbines (9/20/07)
Rule 4801	Sulfur Compounds (12/17/92)

Rule 7012 Hexavalent Chromium – Cooling Towers (12/17/92)
Rule 8011 General Requirements (8/19/04)
Rule 8021 Construction, Demolition, Excavation, Extraction and Other Earthmoving Activities (8/19/04)
Rule 8031 Bulk Materials (8/19/04)
Rule 8041 Carryout and Trackout (8/19/04)
Rule 8051 Open Areas (8/19/04)
Rule 8061 Paved and Unpaved Roads (8/19/04)
Rule 8071 Unpaved Vehicle/Equipment Traffic Areas (9/16/04)
California Health & Safety Code Section 41700 (Public Nuisance)
California Health & Safety Code Section 42301.6 (School Notice)
California Health & Safety Code Section 44300 (Air Toxic "Hot Spots")
Public Resources Code 21000-21177: California Environmental Quality Act (CEQA)
California Code of Regulations, Title 14, Division 6, Chapter 3, Sections 15000-15387: CEQA Guidelines
40 CFR Part 51 Appendix S Requirements for $PM_{2.5}$

III. PROJECT LOCATION

The proposed equipment will be located at 12745 North Thornton Road, Lodi, California. There is no K-12 school within 1,000 feet of this location. Therefore, school notice, under California Health & Safety Code 42301.6 is not required.

IV. PROCESS DESCRIPTION

Siemens' "Flex-Plant™ 30" technology will be used to lower the emissions from CTG during the startup period. An auxiliary boiler will be used as part of Flex-Plant package to pre-heat the CTG fuel and to provide STG sealing steam prior to the CTG startup. This technology is expected to reduce the startup time, thereby, expected to reduce the startup emissions.

CTG combustion air will flow through the inlet air filters, evaporative cooler and associated air inlet ductwork, be compressed in the CTG compressor section, and then enter the CTG combustion section. Natural gas fuel will be injected into the compressed air in the combustion section and the mixture is ignited. The hot combustion gases will expand through the power turbine section of the CTG, causing the shaft to rotate that drives both the electrical generator and CTG compressor. The hot combustion gases will exit the turbine section and enter the HRSG, where they will heat feedwater that will be pumped into the HRSG. The feedwater will be converted to superheated steam and delivered to the steam turbine at high pressure (HP), intermediate pressure (IP) and low pressure (LP). The use of multiple steam delivery pressures will permit an increase in cycle efficiency and flexibility. High pressure steam will be delivered to the HP section of the steam turbine, intermediate pressure steam will augment the reheat section of the HRSG and will deliver this steam to the IP section of the STG and LP steam will be injected at the beginning of the LP section of the steam turbine, and both flows (LP and IP) will expand in the LP steam turbine section. Steam leaving the LP section of the

steam turbine will enter the deaerating surface condenser and transfer heat to circulating cooling water, which will condense the steam to water. The condensed water will be delivered to the HRSG feed water system. The condenser cooling water will circulate through a mechanical draft evaporative cooling tower, where the heat absorbed in the condenser will be rejected to the atmosphere.

Flue gases due to combustion of natural gas fuel in the CTG will be vented through an SCR system for NOx emissions control, and an oxidation catalyst for CO control.

CTG and HRSG can be operated 24 hours per day and 7 days a week. The facility will be frequently dispatched and will operate on the order of approximately a 76 to 82% annual capacity factor.

V. EQUIPMENT LISTING

N-2697-5-0

294 MW (NOMINAL) COMBINED-CYCLE ELECTRIC GENERATION PLANT CONSISTING OF A SIEMENS INDUSTRIAL FRAME "FLEX PLANT™ 30" STG6-5000F NATURAL GAS-FIRED TURBINE ENGINE WITH DRY LOW-NO_X COMBUSTORS, AN UNFIRED HEAT RECOVERY STEAM GENERATOR SERVED BY A SELECTIVE CATALYTIC REDUCTION WITH AMMONIA INJECTION AND AN OXIDIZATION CATALYST AND A STEAM TURBINE GENERATOR

N-2697-6-0

69,000 GALLONS PER MINUTE COOLING TOWER WITH SEVEN CELLS SERVED BY HIGH EFFICIENCY DRIFT ELIMINATORS

N-2697-7-0

36.5 MMBTU/HR RENTECH BOILER SYSTEMS INC "D" TYPE BOILER EQUIPPED WITH A TODD/COEN RMB ULTRA LOW-NO_X BURNER (PART OF SIEMENS' "FLEX-PLANT™ 30" SYSTEM)

VI. EMISSION CONTROL TECHNOLOGY EVALUATION

N-2697-5-0

NCPA has proposed to install a CTG with DLN combustors to control NOx formation. An SCR system with ammonia injection will also be utilized to reduce the NOx emissions. CO emissions will be controlled using an oxidation catalyst. Emission concentrations of less than or equal to 2.0 ppmvd NOx @ 15% O_2 on 1-hour average basis and less than or equal to 2 ppmvd CO @ 15% O_2 on 3-hour average basis are expected from this installation. Detailed discussion on NOx and CO formation and the emission control technique are explained in the following section:

NO_X is the major pollutant of concern when combusting natural gas. Virtually all gas turbine NO_X emissions originate as NO. This NO is further oxidized in the exhaust system or later in the atmosphere to form the more stable NO_2 molecule. There are two mechanisms by which NO_X is formed in turbine combustors: 1) the oxidation of atmospheric nitrogen found in the combustion air (thermal NO_X and prompt NO_X), and 2) the conversion of nitrogen chemically bound in the fuel (fuel NO_X).

Thermal NO_X is formed by a series of chemical reactions in which oxygen and nitrogen present in the combustion air dissociate and subsequently react to form oxides of nitrogen. Prompt NO_X, a form of thermal NO_X, is formed in the proximity of the flame front as intermediate combustion products such as HCN, H, and NH are oxidized to form NO_X. Prompt NO_X is formed in both fuel-rich flame zones and DLN combustion zones. The contribution of prompt NO_X to overall NO_X emissions is relatively small in conventional near-stoichiometric combustors, but this contribution is significant of overall thermal NO_X emissions in DLN combustors. For this reason prompt NO_X becomes an important consideration for DLN combustor designs, and establishes a minimum NO_X level attainable in lean mixtures.

Fuel NO_X is formed when fuels containing nitrogen are burned. Molecular nitrogen, present as N_2 in some natural gas, does not contribute significantly to fuel NO_X formation. With excess air, the degree of fuel NO_X formation is primarily a function of the nitrogen content in the fuel. When compared to thermal NO_X, fuel NO_X is not currently a major contributor to overall NO_X emissions from stationary gas turbines firing natural gas.

The level of NO_X formation in a gas turbine, and hence the NO_X emissions, is unique (by design factors) to each gas turbine model and operating mode. The primary factors that determine the amount of NO_X generated are the combustor design, the types of fuel being burned, ambient conditions, operating cycles, and the power output of the turbine.

The design of the combustor is the most important factor influencing the formation of NO_X. Design parameters controlling air/fuel ratio and the introduction of cooling air into the combustor strongly influence thermal NO_X formation. Thermal NO_X formation is primarily a function of flame temperature and residence time. The extent of fuel/air mixing prior to combustion also affects NO_X formation. Simultaneous mixing and combustion results in localized fuel-rich zones that yield high flame temperatures in which substantial thermal NO_X production takes place. Injecting water or steam into a conventional combustor provides a heat sink that effectively reduces peak flame temperature, thereby reducing thermal NO_X formation. Premixing air and fuel at a lean ratio approaching the lean flammability limit (approximately 50% excess air) significantly reduces peak flame temperature, resulting in minimum NO_X formation during combustion. This is known as dry low NO_X (DLN) combustion.

SCR systems selectively reduce NO_X emissions by injecting ammonia (NH_3) into the exhaust gas stream upstream of a catalyst. Nitrogen oxides, NH_3, and O_2 react on the surface of the catalyst to form molecular nitrogen (N_2) and H_2O. SCR is capable of over

90 percent NO_X reduction. Titanium oxide is the SCR catalyst material most commonly used, though vanadium pentoxide, noble metals, or zeolites are also used. The ideal operating temperature for a conventional SCR catalyst is 600 to 750°F. Exhaust gas temperatures greater than the upper limit (750°F) will cause NO_X and NH_3 to pass through the catalyst un-reacted. Ammonia slip will be limited to 10 ppmvd @ 15% O_2.

CO is formed during the combustion process due to incomplete oxidation of the carbon contained in the fuel. Carbon monoxide formation can be limited by ensuring complete and efficient combustion of the fuel. High combustion temperatures, adequate excess air and good air/fuel mixing during combustion minimize CO emissions. Therefore, lowering combustion temperatures and staging combustion to limit NO_X formation can result in increased CO emissions.

Oxidation catalyst uses a precious metal catalyst bed to convert carbon monoxide (CO) to carbon dioxide (CO_2). No reagents are used upstream of the catalyst.

The inlet air filters will remove particulate matter from the combustion air stream, reducing the amount of particulate matter emitted into the atmosphere.

The lube oil coalescer will result in the merging together of oil mist to form larger droplets. The larger droplets will return to the oil stream instead of being emitted.

Inlet air temperature and density directly affects turbine performance. Hotter and drier the inlet air temperature results in lower the efficiency of the turbine. Conversely, colder air improves the efficiency and reduces emissions by reducing the amount of fuel required to achieve the required turbine output. The inlet air cooler will allow the turbine to operate in a more efficient manner than it would without it. The increased efficiency will reduce the amount of fuel necessary to achieve the required power output. The reduction in fuel consumption will result in lower combustion contaminant emissions.

N-2697-6-0

NCPA has proposed to use high efficiency drift eliminators to reduce drift, which is fine mist of water droplets entrained in the warm air leaving the cooling tower. Drift is proposed to be less than or equal to 0.0005 percent of the circulating water flow with the use of high efficiency drift eliminators.

N-2697-7-0

NCPA has proposed to use low NOx burners in the auxiliary boiler. These burners will reduce NOx formation by producing lower flame temperatures (and longer flames) than conventional burners. Conventional burners thoroughly mix all the fuel and air in a single stage just prior to combustion, whereas low-NOx burners delay the mixing of fuel and air by introducing the fuel (or sometimes the air) in multiple stages. Generally, in the first combustion stage, the air-fuel mixture is fuel rich. In a fuel rich environment, all the oxygen will be consumed in reactions with the fuel, leaving no excess oxygen

available to react with nitrogen to produce thermal NOx. In the secondary and tertiary stages, the combustion zone is maintained in a fuel-lean environment. The excess air in these stages helps to reduce the flame temperature so that the reaction between the excess oxygen with nitrogen is minimized.

Use of flue gas re-circulation can reduce nitrogen oxides (NOx) emissions by 60% to 70%. In an FGR system, a portion of the flue gas is re-circulated back to the inlet air. As flue gas is composed mainly of nitrogen and the products of combustion, it is much lower in oxygen than the inlet air and contains virtually no combustible hydrocarbons. Thus, flue gas is practically inert. The addition of an inert mass of gas to the combustion reaction serves to absorb heat without producing heat, thereby lowering the flame temperature. Since thermal NOx is formed by high flame temperatures, the lower flame temperatures produced by FGR serve to reduce thermal NOx.

VII. GENERAL CALCULATIONS

A. Assumptions

N-2697-5-0

1. Assumptions will be stated as they will be made.

N-2697-6-0

1. Only particulate matter emissions are associated from the operation of the cooling tower.
2. Other assumptions will be stated as they will be made.

N-2697-7-0

1. O_2 based F-factor for natural gas combustion is 8,578 dscf/MMBtu corrected to 60°F.
2. CO_2 based F-factor for natural gas combustion is 1,024.2 dscf/MMBtu corrected to 60°F.
3. Other assumptions will be stated, as they are made.

B. Emission Factors (EFs)

1. Pre-Project Emission Factors (EF1):

N-2697-5-0, '-6-0, '-7-0

These emission units are new to the facility. Therefore, EF1 does not exist.

2. Post-Project Emission Factors (EF2):

N-2697-5-0

The following table summarizes the emission limits for NOx, CO, VOC, NH_3, PM_{10} and SOx in ppmv and pounds per hour. These emissions limits are proposed by the NCPA.

There are two categories listed under each pollutant, that is "Gas Turbine, startup/shutdowns" which includes the maximum emissions on hourly basis during startup and shutdown, and "Gas Turbine, Base", which includes the emissions during periods other than startup/shutdown period.

NOx Emission Limits		
Category	Concentrations	PE (lb/hour)
Gas Turbine, startups/shutdowns	--	160 (max), 100 (avg)
Gas Turbine, Base	2.0 ppmvd @ 15% O_2, (1-hour average)	15.54
CO Emission Limits		
Category	Concentrations	PE (lb/hour)
Gas Turbine, startups/shutdowns	--	900
Gas Turbine, Base	2.0 ppmvd @ 15% O_2 based on 3-hour average	9.46
VOC Emission Limits		
Category	Concentrations	PE (lb/hour)
Gas Turbine, startups/shutdowns	--	16.00
Gas Turbine, Base	1.4 ppmvd @ 15% O_2, based on 3-hour average	3.79
NH_3 Emission Limits		
Category	Concentrations	PE (lb/hour)
Gas Turbine, startups/shutdowns	--	28.76
Gas Turbine, Base	10.0 ppmvd @ 15% O_2	28.76
PM_{10} Emission Limits		
Category	Concentrations	PE (lb/hour)
Gas Turbine, startups/shutdowns	--	9.00
Gas Turbine, Base	--	9.00
SO_x Emission Limits		
Category	Concentrations	PE (lb/hour)
Gas Turbine, startups/shutdowns	--	6.10
Gas Turbine, Base	--	6.10

N-2697-6-0

Cooling tower is a source of particulate matter emissions. These emissions depend on the coolant recirculation rate, drift rate, total dissolved solid concentrations and the density of the coolant. Emission factor is not established for the cooling tower.

N-2697-7-0

NCPA has proposed to achieve the following emission limits for a 36.5 MMBtu/hr natural gas-fired boiler during start-up, steady state and shutdown operations.

Pollutant	Emission Factors
NO_X	7.0 ppmvd @ 3% O_2
CO	50 ppmvd @ 3% O_2
VOC	10.0 ppmvd @ 3% O_2
PM_{10}	0.0076 lb/MMBtu
SO_X	0.00285 lb/MMBtu

C. Potential to Emit

1. Pre-Project Potential to Emit (PE1)

N-2697-5-0, '-6-0, '-7-0

These emission units are new to the Stationary Source. Therefore, no pre-project emissions exist at this point.

2. Post Project Potential to Emit (PE2)

N-2697-5-0

NCPA is expecting to complete the turbine commissioning activities within 28 days of the initial startup. The proposed maximum emissions during the commissioning period are summarized in the following table for each pollutant:

Pollutant	Hourly (lb/hr)	Daily (lb/day)	Commissioning Activity
NO_X	400.00	4,000.0	Steam Blows, Part Load Operation
CO	2,000.00	20,000.0	Steam Blows, Part Load Operation
VOC	16.00	192.0	Steam Blows, Part Load Operation
PM_{10}	9.00	108.0	Full load operation
SO_X	6.10	73.1	Full load operation startup/shutdown

Potential NOx, CO and VOC emissions from CTG system are proposed to be determined using the operating schedule given in the following table for each quarter (Q).

Operating Schedule (hours) for NO_x, CO, VOC Emissions Calculations					
Category	Daily	Q1	Q2	Q3	Q4
Gas Turbine, startups/shutdowns	6	142	142	76	108
Gas Turbine, Base	18	1,534	1,558	1,900	1,740

Potential emissions are calculated by multiplying the operating schedule with the proposed hourly emission limit for each category.

Potential NO_X Emissions							
Category	Hourly (lb/hour)	PE2 (lb/day)	Q1 (lb)	Q2 (lb)	Q3 (lb)	Q4 (lb)	PE2 (lb/year)
Gas Turbine, startups/shutdowns	100.00 160.00 (max)	600.0	14,200	14,200	7,600	10,800	46,800
Gas Turbine, Base	15.54	279.7	23,838	24,211	29,526	27,040	104,615
	Total:	**879.7**	38,038	38,411	37,126	37,840	**151,415**
	[1]Daily (Maximum):	**373.0**	--	--	--	--	--
Potential CO Emissions							
Category	Hourly (lb/hour)	PE2 (lb/day)	Q1 (lb)	Q2 (lb)	Q3 (lb)	Q4 (lb)	PE2 (lb/year)
Gas Turbine, startups/shutdowns	900.00	5,400.0	127,800	127,800	68,400	97,200	421,200
Gas Turbine, Base	9.46	170.3	14,512	14,739	17,974	16,460	63,685
Total:		**5,570.3**	142,312	142,539	86,374	113,660	**198,000[2]**
	[1]Daily (Maximum):	**227.0**	--	--	--	--	--
Potential VOC Emissions							
Category	Hourly (lb/hour)	PE2 (lb/day)	Q1 (lb)	Q2 (lb)	Q3 (lb)	Q4 (lb)	PE2 (lb/year)
Gas Turbine, startups/shutdowns	16.00	96.0	2,272	2,272	1,216	1,728	7,488
Gas Turbine, Base	3.79	68.2	5,814	5,905	7,201	6,595	25,515
	Total:	**164.2**	8,086	8,177	8,417	8,323	**33,003**
	[1]Daily (Maximum):	**91.0**	--	--	--	--	--

[1]Daily (Maximum): = PE_{Base} lb/hr × 24 hr/day
[2]NCPA has proposed to limit combined CO emissions from N-2697-5-0, and '-7-0 to 198,000 lb/yr.

Potential NH_3, PM_{10} and SO_x emissions from the CTG/HRSG system are proposed to be calculated by keeping the "Startups/Shutdowns" hours constant (given in proposed operating schedule for NOx, CO and VOC emissions), and by re-calculating the "Base"

load hours using the maximum hours in a given quarter. For instance, "Base" load hours for Q1 = 2,160 hour – 142 = 2,018 hours

Operating Schedule (hours) for SO_x, PM_{10}, NH_3 Emissions Calculations					
Category	Daily	Q1	Q2	Q3	Q4
Gas Turbine, startups/shutdowns	6	142	142	76	108
Gas Turbine, Base	18	2,018	2,042	2,132	2,100

Potential emissions are calculated by multiplying the operating schedule with the proposed hourly emission limit for each category.

Potential NH_3 Emissions							
Category	Hourly (lb/hour)	PE2 (lb/day)	Q1 (lb)	Q2 (lb)	Q3 (lb)	Q4 (lb)	PE2 (lb/year)
Gas Turbine, startups/shutdowns	28.76	172.6	4,084	4,084	2,186	3,106	13,460
Gas Turbine, Base	28.76	517.7	58,038	58,728	61,316	60,396	238,478
	Total:	**690.3**	62,122	62,812	63,502	63,502	**251,938**
	[1]Daily (Maximum):	**690.3**	--	--	--	--	--
Potential PM_{10} Emissions							
Category	Hourly (lb/hour)	PE2 (lb/day)	Q1 (lb)	Q2 (lb)	Q3 (lb)	Q4 (lb)	PE2 (lb/year)
Gas Turbine, startups/shutdowns	9.00	54.0	1,278	1,278	684	972	4,212
Gas Turbine, Base	9.00	162.0	18,162	18,378	19,188	18,900	74,628
	Total:	**216.0**	19,440	19,656	19,872	19,872	**78,840**
	[1]Daily (Maximum):	**216.0**	--	--	--	--	--
Potential SO_X Emissions							
Category	Hourly (lb/hour)	PE2 (lb/day)	Q1 (lb)	Q2 (lb)	Q3 (lb)	Q4 (lb)	PE2 (lb/year)
Gas Turbine, startups/shutdowns	6.10	36.6	866	866	464	659	2,855
Gas Turbine, Base	6.10	109.8	12,310	12,456	13,005	12,810	50,581
	Total:	**146.4**	13,176	13,322	13,469	13,469	**53,436**
	[1]Daily (Maximum):	**146.4**	--	--	--	--	--

[1]Daily (Maximum): PE_{Base} lb/hr × 24 hr/day

N-2697-6-0

Per applicant,

Drift Rate: $5.0 \times 10^{-6} \frac{\text{lb - drift}}{\text{lb - coolant}}$

Total Dissolved Solids Content (TDS): $5{,}400 \times 10^{-6} \frac{\text{lb - TDS}}{\text{lb - drift}}$

$$PE2 = \left(69{,}000 \frac{\text{gal}}{\text{min}}\right)\left(60 \frac{\text{min}}{\text{hr}}; 1{,}440 \frac{\text{min}}{\text{day}}\right)\left(5.0 \times 10^{-6} \frac{\text{lb - drift}}{\text{lb - coolant}}\right)\left(8.34 \frac{\text{lb}}{\text{gal}}\right)\left(5{,}400 \times 10^{-6} \frac{\text{lb - TDS}}{\text{lb - drift}}\right)$$

$$= 0.93 \frac{\text{lb - TDS}}{\text{hr}}; 22.4 \frac{\text{lb - TDS}}{\text{day}}$$

Using worst-case operating scenario of 365 days a year, the annual emissions would be:

$$PE2 = \left(22.4 \frac{\text{lb - TDS}}{\text{day}}\right)\left(365 \frac{\text{days}}{\text{yr}}\right)$$
$$= 8{,}176 \frac{\text{lb - TDS}}{\text{yr}}$$

All total dissolved solids (TDS) are assumed to be emitted in the form of particulate matter of 10 microns or less in size. Therefore, the potential PM_{10} emissions would be:

$$PE2 = 0.93 \frac{\text{lb - PM}_{10}}{\text{hr}}; 22.4 \frac{\text{lb - PM}_{10}}{\text{day}}; 8{,}176 \frac{\text{lb - PM}_{10}}{\text{yr}};\ 2{,}044 \frac{\text{lb - PM}_{10}}{\text{Quarter}}$$

<u>N-2697-7-0</u>

The following equation is used to calculate potential NO_x, CO and VOC emissions from the auxiliary boiler:

$$PE2 = \frac{(\text{ppmvd})\left(\text{F-factor} \frac{\text{dscf}}{\text{MMBtu}}\right)\left(\text{MW} \frac{\text{lb}}{\text{lb-mol}}\right)\left(\frac{\text{MMBtu}}{\text{hour}}; \frac{\text{MMBtu}}{\text{day}}; \frac{\text{MMBtu}}{\text{Quarter}}\right)}{\left(\text{MSV} \frac{\text{dscf}}{\text{lb-mol}}\right)\left(10^6\right)\left(\frac{20.95-3}{20.95}\right)}$$

Where:

ppmvd	=	emission concentration @ 3% O_2
F-factor	=	8,578 ft^3-exhaust/MMBtu @ 60 °F
MW	=	46 for NO_x
	=	28 for CO
	=	16 for VOC
MSV	=	379.5 ft^3/mol (Molar Specific Volume of Ideal Gas @ 60 °F)

NCPA has proposed to use the following heat input rates for the auxiliary boiler.

Heat Input Rate					
Hour (MMBtu/hour)	Daily (MMBtu/day)	Q1 (MMBtu)	Q2 (MMBtu)	Q3 (MMBtu)	Q4 (MMBtu)
36.5	876	36,500	36,500	36,500	36,500

<u>NO_x</u>

$$PE2 = \frac{(7.0)\left(8{,}578\frac{dscf}{MMBtu}\right)\left(46\frac{lb}{lb-mol}\right)\left(36.5\frac{MMBtu}{hour};876\frac{MMBtu}{day};36{,}500\frac{MMBtu}{quarter}\right)}{\left(379.5\frac{dscf}{lb-mol}\right)\left(10^6\right)\left(\frac{20.95-3}{20.95}\right)}$$

$$= 0.31\frac{lb-NO_x}{hour};7.4\frac{lb-NO_x}{day};310\frac{lb-NO_x}{quarter}$$

<u>CO</u>

$$PE2 = \frac{(50)\left(8{,}578\frac{dscf}{MMBtu}\right)\left(28\frac{lb}{lb-mol}\right)\left(36.5\frac{MMBtu}{hour};876\frac{MMBtu}{day};36{,}500\frac{MMBtu}{quarter}\right)}{\left(379.5\frac{dscf}{lb-mol}\right)\left(10^6\right)\left(\frac{20.95-3}{20.95}\right)}$$

$$= 1.35\frac{lb-CO}{hour};32.4\frac{lb-CO}{day};1{,}348\frac{lb-CO}{quarter}$$

<u>VOC</u>

$$PE2 = \frac{(10.0)\left(8{,}578\frac{dscf}{MMBtu}\right)\left(16\frac{lb}{lb-mol}\right)\left(36.5\frac{MMBtu}{hour};876\frac{MMBtu}{day};36{,}500\frac{MMBtu}{quarter}\right)}{\left(379.5\frac{dscf}{lb-mol}\right)\left(10^6\right)\left(\frac{20.95-3}{20.95}\right)}$$

$$= 0.15\frac{lb-VOC}{hour};3.7\frac{lb-VOC}{day};154\frac{lb-VOC}{quarter}$$

<u>PM_{10}</u>

$$PE2 = \left(0.0076\frac{lb}{MMBtu}\right)\left(36.5\frac{MMBtu}{hour};876\frac{MMBtu}{day};36{,}500\frac{MMBtu}{quarter}\right)$$

$$= 0.28\frac{lb\text{-}PM_{10}}{hour};6.7\frac{lb\text{-}PM_{10}}{day};277\frac{lb\text{-}PM_{10}}{quarter}$$

SO_x

$$PE2 = \left(0.00285\frac{lb}{MMBtu}\right)\left(36.5\frac{MMBtu}{hour};876\frac{MMBtu}{day};36{,}500\frac{MMBtu}{quarter}\right)$$
$$= 0.10\frac{lb\text{-}SO_x}{hour};2.5\frac{lb\text{-}SO_x}{day};104\frac{lb\text{-}SO_x}{quarter}$$

Summary:

Pollutant	Hourly (lb/hour)	PE2 (lb/day)	Q1 (lb)	Q2 (lb)	Q3 (lb)	Q4 (lb)	PE2 (lb/year)
NOx	0.31	**7.4**	310	310	310	310	**1,240**
CO	1.35	**32.4**	1,348	1,348	1,348	1,348	--[1]
VOC	0.15	**3.7**	154	154	154	154	**616**
PM_{10}	0.28	**6.7**	277	277	277	277	**1,108**
SO_x	0.10	**2.5**	104	104	104	104	**416**

[1]NCPA has proposed to limit combined CO emissions from N-2697-5-0, and '-7-0 to 198,000 lb/yr.

3. Adjusted increase in Permitted Emissions (AIPE) Calculations

AIPE is used to determine if BACT is required for emission units that are being modified. The proposed units are new emission units. Therefore, AIPE calculations are not necessary.

D. Facility Emissions

1. Pre-Project Stationary Source Potential to Emit (SSPE1)

Pursuant to Section 4.9 of District Rule 2201, SSPE1 is the Potential to Emit from all units with valid Authorities to Construct (ATC) or Permits to Operate (PTO) at the Stationary Source and the quantity of emission reduction credits (ERCs) which have been banked since September 19, 1991 for Actual Emissions Reductions (AERs) that have occurred at the source, and which have not been used on-site. Please refer to Attachment H of this document for potential emission calculations for permit units N-2697-1 and N-2697-4.

SSPE1 (lb/yr)						
Permit #	**Type of Unit**	**NO_x**	**CO**	**VOC**	**PM_{10}**	**SOx**
N-2697-1-3	GE's LM-5000, 49 MW Electric Generator	40,880	117,530	51,830	17,520	11,571
N-2697-4-2	240 bhp, diesel- fueled emergency fire pump IC engine	97	23	7	4	0
ERC		0	0	0	0	0
Total		40,977	117,553	51,837	17,524	11,571
Major Source Thresholds		50,000	200,000	50,000	140,000	140,000
Major Source?		No	No	**Yes**	No	No

2. Post Project Stationary Source Potential to Emit (SSPE2)

Pursuant to Section 4.10 of District Rule 2201, the Post-Project Stationary Source Potential to Emit (SSPE2) is the Potential to Emit (PE) from all units with valid Authorities to Construct (ATC) or Permits to Operate (PTO) at the Stationary Source and the quantity of emission reduction credits (ERC) which have been banked since September 19, 1991 for Actual Emissions Reductions that have occurred at the source, and which have not been used on-site.

SSPE2 (lb/yr)						
Permit #	**Type of Unit**	**NO_x**	**CO**	**VOC**	**PM_{10}**	**SOx**
N-2697-1-3	GE's LM-5000, 49 MW Electric Generator	40,880	117,530	51,830	17,520	11,571
N-2697-4-2	240 bhp, diesel-fueled emergency fire pump IC engine	97	23	7	4	0
N-2697-5-0	**Combined cycle 296 MW Power Plant**	**151,415**	**198,000**	**33,003**	**78,840**	**53,436**
N-2697-6-0	**Cooling Tower**	**0**	**0**	**0**	**8,176**	**0**
N-2697-7-0	**36.5 MMBtu/hr, Auxiliary Boiler**	**0**	**0**	**616**	**1,108**	**416**
ERC		0	0	0	0	0
Total		193,632	315,553	85,456	105,648	65,423
Major Source Thresholds		50,000	200,000	50,000	140,000	140,000
Major Source?		**Yes**	**Yes**	**Yes**	No	No

3. Stationary Source Increase in Permitted Emissions (SSIPE)

It is a District Practice to define the SSIPE as the difference of SSPE2 and SSPE1. Negative SSIPE is equated to zero. SSIPE is summarized in the following table:

Pollutant	**SSPE2 (lb/year)**	**SSPE1 (lb/year)**	**SSIPE (lb/year)**
NO_x	193,632	40,977	152,655
CO	315,553	117,553	198,000
VOC	85,456	51,837	33,619
PM_{10}	105,648	17,524	88,124
SO_x	65,423	11,571	53,852

4. District Major Modification

The purpose of Major Modification calculations is to determine the following:

A. If Best Available Control Technology (BACT) is triggered for a new or modified emission unit that results in a Major Modification (District Rule 2201, §4.1.3); and

B. If a public notification is triggered (District Rule 2201, §5.4.1).

Per section VII.D.2 of this document, this facility is a Major Source for NOx, CO and VOC emissions. To determine if a project triggers a Major Modification, Net Emissions Increase (NEI) is calculated for each pollutant, and is compared with the Major Modification threshold limit for each pollutant. Since the San Joaquin Valley is in attainment for CO, NEI calculations for CO are not necessary.

NEI can be calculated as the sum of the difference of post-project potential emissions (PE2) and historical emissions (HE) for the emissions unit involved in this project. HE for the emission units involved in this project is zero. Thus,

NO_x

Permit	PE2 (lb/yr)	HE (lb/yr)	NEI = PE2- HE (lb/yr)	Major Modification Thresholds (lb/yr)	Major Modification?
N-2697-5-0	151,415	0	151,415	50,000	Yes
N-2697-6-0	0	0	0		
N-2697-7-0	1,240	0	1,240		
		Total:	152,655		

VOC

Permit	PE2 (lb/yr)	HE (lb/yr)	NEI = PE2- HE (lb/yr)	Major Modification Thresholds (lb/yr)	Major Modification?
N-2697-5-0	33,003	0	33,003	50,000	No
N-2697-6-0	0	0	0		
N-2697-7-0	616	0	616		
		Total:	33,619		

5. Federal Major Modification

The purpose of Federal Major Modification calculations is to determine the following:

A. If a Rule-compliance project qualifies for District Rule 2201's Best Available Control Technology (BACT) and offset exemptions (District Rule 2201, §4.2.3.5); and

B. If an Alternate Siting analysis must be performed (District Rule 2201, §4.15.1);

C. If the applicant must provide certification that all California stationary sources owned, operated, or controlled by the applicant that are subject to emission limits are in compliance with those limits or are on a schedule for compliance with all applicable emission limits and standards; and

D. If a public notification is triggered. (District Rule 2201, §5.4.1) Although the language in §5.4.1 states "Major Modifications", the District is taking a conservative approach

by assuming this applies to both District Rule 2201 Major Modifications and Federal Major Modifications.

Per section VII.D.4 of this document, this project is a Major Modification for NOx emissions. To determine if it would be a Federal Major Modification, Net Emissions Increase (NEI) is calculated for NOx, and is compared with the Significance Threshold level of 50,000 lb/year for NOx.

NEI can be calculated as the sum of the difference of project actual emissions (PAE) and Baseline Actual Emissions (BAE). BAE for the emission units involved in this project is zero. Thus,

Permit	PAE (lb/yr)	BAE (lb/yr)	NEI = PAE- HAE (lb/yr)	Significance Thresholds (lb/yr)	Federal Major Modification?
N-2697-5-0	151,415	0	151,415	50,000	Yes
N-2697-6-0	0	0	0		
N-2697-7-0	1,240	0	1,240		
		Total:	152,655		

VIII. COMPLIANCE

Rule 1080 Stack Monitoring

This rule grants the APCO the authority to request the installation, use, maintenance, and inspection of continuous emissions monitors (CEMs), and specifies performance standards for the equipment and administrative requirements for recordkeeping, reporting, and notification.

N-2697-5-0

NCPA has proposed to monitor NOx, CO and O_2 concentrations from the gas turbine system using CEMs to meet the requirements of applicable District rules and Federal regulations. Therefore, the following conditions will be placed to ensure compliance with the requirements of this rule.

- The owner or operator shall install, certify, maintain, operate and quality-assure a Continuous Emission Monitoring System (CEMS) which continuously measures and records the exhaust gas NOx, CO and O_2 concentrations. Continuous emissions monitor(s) shall monitor emissions during all types of operation, including during startup and shutdown periods, provided the CEMS passes the relative accuracy requirement for startups and shutdowns specified herein. If relative accuracy of CEMS cannot be demonstrated during startup conditions, CEMS results during startup and shutdown events shall be replaced with startup emission rates obtained from source testing to determine compliance with emission limits contained in this

document. [District Rules 1080, 2201 and 4703, 40 CFR 60.4340(b)(1) and 40 CFR 60.4345(a)]

- The CEMS shall complete a minimum of one cycle of operation (sampling, analyzing, and data recording) for each 15-minute quadrant of the hour or shall meet equivalent specifications established by mutual agreement of the District, the CARB and the EPA. [District Rule 1080 and 40 CFR 60.4345(b)]

- The NOx and O_2 CEMS shall be installed and certified in accordance with the requirements of 40 CFR Part 75. The CO CEMS shall meet the requirements in 40 CFR 60, Appendix F Procedure 1 and Part 60, Appendix B Performance Specification 4A (PS 4A), or shall meet equivalent specifications established by mutual agreement of the District, the CARB, and the EPA. [District Rule 1080 and 40 CFR 60.4345(a)]

- In accordance with 40 CFR Part 60, Appendix F, 5.1, the CO CEMS must be audited at least once each calendar quarter, by conducting cylinder gas audits (CGA) or relative accuracy audits (RAA). CGA or RAA may be conducted three of four calendar quarters, but no more than three calendar quarters in succession. Audit reports shall be submitted along with quarterly compliance reports to the District. [District Rule 1080]

- The owner/operator shall perform a RATA for CO as specified by 40 CFR Part 60, Appendix F, 5.1.1, at least once every four calendar quarters. The permittee shall comply with the applicable requirements for quality assurance testing and maintenance of the continuous emission monitor equipment in accordance with the procedures and guidance specified in 40 CFR Part 60, Appendix F. [District Rule 1080]

- The NOx and O_2 CEMS shall be audited in accordance with the applicable requirements of 40 CFR Part 75. Linearity reports shall be submitted along with quarterly compliance reports to the District. [District Rule 1080]

- APCO or an authorized representative shall be allowed to inspect, as determined to be necessary, the required monitoring devices to ensure that such devices are functioning properly. [District Rule 1080]

- The CEMS data shall be reduced to hourly averages as specified in 40 CFR 60.13(h) and in accordance with 40 CFR 60.4350, or by other methods deemed equivalent by mutual agreement with the District, the CARB, and the EPA. [District Rule 1080 and 40 CFR 60.4350]

- Upon written notice from the District, the owner or operator shall provide a summary of the data obtained from the CEMS. This summary shall be in the form and the manner prescribed by the District. [District Rule 1080]

- The facility shall install and maintain equipment, facilities, and systems compatible with the District's CEMS data polling software system and shall make CEMS data available to the District's automated polling system on a daily basis. Upon notice by the District that the facility's CEMS is not providing polling data, the facility may continue to operate without providing automated data for a maximum of 30 days per calendar year provided the CEMS data is sent to the District by a District-approved alternative method. [District Rule 1080]

- The permittee shall maintain the following records: the date, time and duration of any malfunction of the continuous monitoring equipment; dates of performance testing; dates of evaluations, calibrations, checks, and adjustments of the continuous monitoring equipment; date and time period which a continuous monitoring system or monitoring device was inoperative. [District Rules 1080 and 2201 and 40 CFR 60.7(b)]

- The owner or operator shall submit a written report of CEM operations for each calendar quarter to the District. The report is due on the 30th day following the end of the calendar quarter and shall include the following: Date, time intervals, data and magnitude of excess NOx emissions, nature and the cause of excess (if known), corrective actions taken and preventive measures adopted; Averaging period used for data reporting corresponding to the averaging period specified in the emission test period used to determine compliance with an emission standard; Applicable time and date of each period during which the CEM was inoperative, except for zero and span checks, and the nature of system repairs and adjustments; A negative declaration when no excess emissions occurred. [District Rule 1080 and 40 CFR 60.4375(a) and 60.4395]

N-2697-6-0

NCPA is not required to install CEMs for this unit.

N-2697-7-0

NCPA has proposed to use a portable monitor that meet the District specifications (per District Policy SSP-1105 (4/28/08)) to monitor NOx, CO and O_2 concentrations on monthly basis. The permit conditions related to the monitoring methodology are discussed under Rule 4306.

Rule 1081 Source Sampling

This Rule requires adequate and safe sampling facilities such as sampling ports, sampling platforms, access to the sampling platforms for use in sampling to determine compliance with emissions limits, and specifies methods and procedures for source testing and sample collection.

N-2697-5-0

The following conditions will be placed to ensure compliance with the requirements of this rule.

- The exhaust stack shall be equipped with permanent provisions to allow collection of stack gas samples consistent with EPA test methods and shall be equipped with safe permanent provisions to sample stack gases with a portable NOx, CO, and O2 analyzer during District inspections. The sampling ports shall be located in accordance with the CARB regulation titled California Air Resources Board Air Monitoring Quality Assurance Volume VI, Standard Operating Procedures for Stationary Emission Monitoring and Testing. [District Rule 1081]

- Source testing shall be conducted using the methods and procedures approved by the District. The District must be notified at least 30 days prior to any compliance source test, and a source test plan must be submitted for approval at least 15 days prior to testing. [District Rule 1081]

- Source testing shall be witnessed or authorized by District personnel and samples shall be collected by a California Air Resources Board (CARB) certified testing laboratory or a CARB certified source testing firm. [District Rule 1081]

- The results of each source test shall be submitted to the District within 60 days thereafter. [District Rule 1081]

N-2697-6-0

NCPA will be required to perform a blowdown water sample analysis on quarterly basis to determine compliance with the daily emission limit.

N-2697-7-0

The following conditions will be placed to ensure compliance with the requirements of this rule.

- The exhaust stack shall be equipped with permanent provisions to allow collection of stack gas samples consistent with EPA test methods and shall be equipped with safe permanent provisions to sample stack gases with a portable NOx, CO, and O2 analyzer during District inspections. The sampling ports shall be located in accordance with the CARB regulation titled California Air Resources Board Air Monitoring Quality Assurance Volume VI, Standard Operating Procedures for Stationary Emission Monitoring and Testing. [District Rule 1081]
- Source testing shall be conducted using the methods and procedures approved by the District. The District must be notified at least 30 days prior to any compliance source test, and a source test plan must be submitted for approval at least 15 days prior to testing. [District Rule 1081]

- Source testing shall be witnessed or authorized by District personnel and samples shall be collected by a California Air Resources Board (CARB) certified testing laboratory or a CARB certified source testing firm. [District Rule 1081]
- The results of each source test shall be submitted to the District within 60 days thereafter. [District Rule 1081]

Compliance is expected with this Rule.

Rule 1100 Equipment Breakdown

This Rule defines a breakdown condition and the procedures to follow if one occurs. The corrective action, the issuance of an emergency variance, and the reporting requirements are also specified.

N-2697-5-0, '-6-0, '-7-0

The following conditions will be placed to ensure compliance with the requirements of this rule.

- The owner or operator shall notify the District of any breakdown condition as soon as reasonably possible, but no later than one hour after its detection, unless the owner or operator demonstrates to the District's satisfaction that the longer reporting period was necessary. [District Rule 1100]

- The District shall be notified in writing within ten days following the correction of any breakdown condition. The breakdown notification shall include a description of the equipment malfunction or failure, the date and cause of the initial failure, the estimated emissions in excess of those allowed, and the methods utilized to restore normal operations. [District Rule 1100]

Compliance is expected with this Rule.

Rule 2010 Permits Required

This Rule requires any person building, altering, or replacing any operation, article, machine, equipment, or other contrivance, the use of which may cause the issuance of air contaminants, to first obtain authorization from the District in the form of an ATC. By the submission of an ATC application, NCPA is complying with the requirements of this Rule.

Rule 2201 New and Modified Stationary Source Review Rule

1. Best Available Control Technology (BACT)

BACT requirements shall be triggered on a pollutant-by-pollutant basis and on an emissions unit-by-emissions unit basis. Unless exempted pursuant to Section 4.2, BACT shall be required for the following actions:

- Any new emissions unit or relocation from one Stationary Source to another of an existing emissions unit with a Potential to Emit (PE2) exceeding 2.0 pounds in any one day;
- Modifications to an existing emissions unit with a valid Permit to Operate resulting in an Adjusted Increase in Permitted Emissions (AIPE) exceeding 2.0 pounds in any one day;
- Any new or modified emissions unit, in a stationary source project, which results in a Major Modification, as defined in this rule

N-2697-5-0

Per section VII.C.2 of this document, PE2 is greater than 2.0 lb/day for NOx, SOx, PM_{10}, CO and VOC emissions. CO emissions from the entire facility are greater than 200,000 lb/year. Therefore, BACT is triggered for each pollutant.

BACT Guideline 3.4.2 is referenced to determine the BACT for each pollutant. Detailed Top-Down BACT Analysis for each pollutant is presented in Attachment E of this document. Summary of BACT requirements is explained briefly in the following the following section.

NOx

The above referenced guideline lists 2.5 ppmvd @ 15% O_2 (1-hour average) as achieved-in-practice, and 2.0 ppmvd @ 15% O_2 (1-hour average) as technologically feasible options.

NCPA has proposed to meet 2.0 ppmvd @ 15% O_2 on 1-hour average period. Therefore, this unit satisfies the District BACT requirements for NOx emissions.

CO

The above referenced guideline lists 6.0 ppmvd @ 15% O_2 as achieved-in-practice, and 4.0 ppmvd @ 15% O_2 (1-hour average) as technologically feasible options.

NCPA has proposed to meet 2.0 ppmvd @ 15% O_2 on 3-hour average period. Therefore, this unit satisfies the District BACT requirements for CO emissions.

VOC

The above referenced guideline lists 2.0 ppmvd @ 15% O_2 as achieved-in-practice, and 1.5 ppmvd @ 15% O_2 as technologically feasible options.

NCPA has proposed to meet 1.4 ppmvd @ 15% O_2 on 3-hour average period. Therefore, this unit satisfies the District BACT requirements for VOC emissions.

PM_{10}

The above referenced guideline lists the use of air inlet filter cooler, lube oil vent coalescer and natural gas fuel to minimize the PM_{10} emissions.

CTG will be exclusively fired on natural gas fuel. CTG will have air inlet filter cooler and lube oil vent coalescer. Therefore, this unit satisfies the District BACT requirements for PM_{10} emissions.

SOx

The above referenced guideline lists PUC-regulated natural gas, or non-PUC regulated gas with no more than 0.75 grains-S/100 dscf, or equal.

NCPA has proposed to use PUC-regulated natural gas. Therefore, this unit satisfies the District BACT requirements for SOx emissions.

BACT During Startup and Shutdown

Startup and shutdown periods are a normal part of the operation of combined-cycle natural gas-fired power plants. BACT applies during all modes of operation, including startup and shutdown periods. The BACT limits discussed above applies during the steady-state operation.

NCPA has proposed to use Siemens "Flex Plant™ 30" fast-startup technology for the proposed combined-cycle power plant, which is expected to reduce the startup times and thereby reduces the startup emissions. This technology package includes a modified heat recovery steam generator (HRSG) design and an auxiliary boiler. The technology allows faster heating of the HRSG and earlier startup of the steam turbine, thereby significantly reducing the startup times. However, because no Siemens Flex Plant configuration plants have yet been built or operated, no in-use operating data is yet available that can be used to accurately establish the startup times for the proposed gas turbine. Furthermore, the turbine vendor does not guarantee any startup time during different startup modes (i.e. cold, warm, hot) using this technology. To overcome this issue, NCPA has proposed startup or shutdown time of 3.0 hours per event. In addition to this, the applicant has proposed to establish more realistic startup time limits for cold,

warm and hot startup modes based on the actual startup data in the first 12-months following the end of the commissioning activities.

The District agrees with the proposed methodology since there is no real data available to establish startup time limits for various startup modes. The following conditions will be included in the permit:

- The duration of startup or shutdown period shall not exceed 3.0 hours per event for any type of startup event (hot, warm, or cold). [District Rule 2201 and 4703]

- The combined startup and shutdown duration for all events shall not exceed 6.0 hours during any one day. [District Rule 2201]

- The owner/operator shall maintain records of the date, start-up time, downtime for gas turbine and the steam turbine prior to startup, startup type, minute-by-minute turbine load (MW), and NOx and CO concentrations (ppmvd @ 15% O_2) measurement using CEMS, for each startup event in the first 12 months of operation following the end of the commissioning period. [District Rule 2201]

- Within 15 months of the end of the commissioning period, the owner/operator shall submit to the District, the CARB and the EPA proposed new time limits for each type of startup that reflect the effect of "Flex Plant 30" fast start-up technology. The proposed time limits shall be based on the required data collected in the first 12 months of operation following the end of the commissioning period. The submittal must include all CEMS data. [District Rule 2201]

- A margin of compliance of 60 minutes (or less) may be added to the longest startup to establish a startup limit for each type of startup event (hot, warm, or cold). The established startup limit shall not exceed 3.0 hours. [District Rule 2201]

- The District shall administratively establish appropriate startup times for each startup mode (hot, warm, or cold), and associated recordkeeping requirements. [District Rule 2201]

Lastly, after selecting an SCR vendor, NCPA is expected to submit the minimum temperature at the SCR catalyst face. Having minimum temperature limit in the permit will ensure that ammonia injection will continually occur at the established temperature regardless of startup mode (cold, warm, or hot). The following permit conditions will be placed on the permit:

- During all types of operation, including startup (cold, warm and hot) and shutdown periods, ammonia injection into the SCR system shall occur once the minimum temperature at the catalyst face has been reached to ensure NOx emission reductions can occur with a reasonable level of ammonia slip. The

minimum catalyst face temperature shall be determined during the final design phase of this project and shall be submitted to the District at least 30 days prior to commencement of construction. [District Rule 2201]

- The District shall administratively add the minimum temperature limitation established pursuant to the above condition (condition #29) in the final Permit to Operate. [District Rule 2201]

- The SCR system shall be equipped with a continuous temperature monitoring system to measure and record the temperature at the catalyst face. [District Rule 2201]

N-2697-6-0

Per section VII.C.2 of this document, potential emissions exceed 2.0 lb/day for PM_{10} emissions. Thus, BACT requirements are triggered for the cooling tower system.

BACT Guideline 8.3.10 lists the use of drift eliminators as technologically feasible option. Detailed Top-Down BACT Analysis for each pollutant is presented in Attachment E of this document.

NCPA has proposed to use high efficiency drift eliminators for the cooling tower. Therefore, this unit satisfies the District BACT requirements.

N-2697-7-0

Per section VII.C.2 of this document, PE2 for each criteria pollutant (NOx, SOx, PM_{10}, CO and VOC) exceed 2.0 lb/day. CO emissions from the entire facility are greater than 200,000 lb/yr. Thus, BACT is triggered for NOx, SOx, PM_{10}, CO and VOC emissions.

The 'Top-Down BACT Analysis' for each pollutant is presented in Attachment E of this document. NCPA has proposed the following emission limits or control techniques:

NO_x:	7.0 ppmvd @ 3% O_2
SOx, PM_{10}, VOC:	Use natural gas fuel

Thus, BACT requirements are satisfied.

2. Offsets

Offsets are examined on a pollutant-by-pollutant basis, and are triggered for any pollutant with a SSPE2 equal to or greater than the threshold listed in following table.

Pollutant	SSPE1 (lb/yr)	SSPE2 (lb/yr)	Offset Thresholds (lb/yr)	Offset Triggered?
NO_x	40,977	193,632	20,000	Yes
CO	117,553	315,553	200,000	Yes
VOC	51,837	85,456	20,000	Yes
PM_{10}	17,524	105,648	29,200	Yes
SO_x	11,571	65,423	54,750	Yes

Offset Calculations

Section 4.7.1 states that for pollutants with SSPE1 greater than the emission offset threshold levels, emission offsets shall be provided for all increases in Stationary Source emissions, calculated as the differences of post-project Potential to Emit (PE2) and the Baseline Emissions (BE) of all new and modified emissions units, plus all increases in Cargo Carrier emissions. Thus,

EOQ = Σ(PE2 – BE) + ICCE, where

PE2 = Post-Project Potential to Emit (lb/yr)
BE = Baseline Emissions (lb/yr)
ICCE = Increase in Cargo Carrier emissions (lb/yr)

Section 4.7.2 states that for pollutants with SSPE1 less than or equal to the offset threshold levels, emission offsets shall be provided for all increases in Stationary Source emissions above the offset trigger levels, calculated as the difference of SSPE2 (lb/yr) and the offset trigger level (lb/yr), plus all increases in Cargo Carrier emissions (lb/yr). Thus,

EOQ = (SSPE2 – Offset Threshold Level) + ICCE, where

EOQ = Emissions Offset Quantity (lb/yr)
ICCE = Increase in Cargo Carrier emissions (lb/yr)

NOx

SSPE1 for NOx is greater than its respective Offset Threshold level. There is no increase in Cargo Carrier emissions from this project. BE is equal to zero for each emission unit. Thus,

EOQ = ΣPE2

Category	Q1	Q2	Q3	Q4
N-2697-5-0	38,038	38,411	37,126	37,840
N-2697-6-0	0	0	0	0
N-2697-7-0	310	310	310	310
EOQ (lb)	38,348	38,721	37,436	38,150

NCPA has proposed to use the following set of ERC certificates to offset NOx emissions increase from this project. The District has verified the amount of reduction in each certificate. Please note that all these certificates are owned by NCPA on September 30, 2008. Excess amount of NOx ERCs was proposed to be utilized to offset VOC emissions increase from this project.

Originally, NCPA also proposed to use certificate S-2769-2 and S-2770-2, which are not owned by NCPA. ERC S-2769-2 is owned by Bullard Energy Center LLC. ERC S-2770-2 is transferred to Nations Petroleum Limited (S-2927-2 in the amount of 0/9294/4654/9859) and Gulf Capital Partners (S-2928-2 in the amount of 0/0/0/4754 in Q1/Q2/Q3/Q4). **Both ERCs S-2769-2 and S-2770-2 are not included in the following table**, and are not reserved as part of the preliminary review process because sufficient amount of NOx reduction are available without these certificates to offset the NOx emissions increase.

ERC #	Original Reduction Site	Q1	Q2	Q3	Q4
S-2857-2	Bakersfield	0	0	0	1,031
S-2848-2	*HOW, Kern County	1,457	0	1,145	2,959
S-2849-2	HOW, Kern County	2,682	3,241	938	687
S-2850-2	HOW, Kern County	23,349	23,151	24,224	24,469
S-2851-2	HOW, Kern County	1,019	2,105	1,303	264
S-2852-2	HOW, Kern County	2,296	7,000	9,353	954
S-2854-2	HOW, Kern County	0	1,437	0	0
S-2855-2	HOW, Kern County	400	79	4,227	12,090
C-915-2	Hanford	129	137	122	117
C-916-2	Hanford	8,966	1,122	303	0
C-914-2	Fresno	4,702	6,728	3,983	1,831
N-755-2	4000 Yosemite Blvd, Modesto (>15 miles)	0	0	27,616	0
N-754-2	202 N Filbert, Stockton (<15 miles)	321	274	790	147
S-2894-2	Tupman	9,367	22,816	6,006	26,405
S-2895-2	HOW, Kern County	0	0	0	3,406
Total ERCs Available:		54,688	68,090	80,010	74,360

*Heavy Oil Western (HOW)

Using the maximum offset ratio of 1.5, this facility may have to offset the amount listed in following table for each quarter.

Category	Q1	Q2	Q3	Q4
Offset (EOQ x 1.5) (lb)	57,522	58,082	56,154	57,225
ERCs Available (lb)	54,688	68,090	80,010	74,360
Excess ERCs Available:	(2,834)	10,008	23,856	17,135
Use of Q3 ERCs to Q1:	2,834	0	(2,834)	0
Excess ERCs Available:	0	10,008	21,022	17,135

For each quarter except Q1, the amount of offsets required is less than the total amount of credits available in the proposed ERC package. District Rule 2201, Section 4.13.8 allows the use of ERCs from Q3 to make up the shortfall in Q1. Therefore, it is concluded that the proposed certificates are sufficient to offset the NOx emissions increase from this project.

The following condition will be listed on permits N-2697-5-0 and '-7-0:

- Prior to operating under ATCs N-2697-5-0 and N-2697-7-0, the permittee shall mitigate the following quantities of NOx: 1st quarter: 38,348 lb, 2nd quarter: 38,721 lb, 3rd quarter: 37,436 lb, and 4th quarter: 38,150 lb. Offsets shall be provided at the applicable offset ratio specified in Table 4-2 of Rule 2201 (as amended 9/21/06). [District Rule 2201]

- NOx ERCs S-2857-2, S-2848-2, S-2849-2, S-2850-2, S-2851-2, S-2852-2, S-2854-2, S-2855-2, C-915-2, C-916-2, C-914-2, N-755-2, N-754-2, S-2894-2 and S-2895-2 (or a certificate split from any of these certificates) shall be used to supply the required NOx offsets, unless a revised offsetting proposal is received and approved by the District. Following the revisions, this Authority to Construct permit shall be re-issued, administratively specifying the new offsetting proposal. Original public noticing requirements, if any, shall be duplicated prior to re-issuance of this Authority to Construct permit. [District Rule 2201]

CO

Section 4.6.1 of Rule 2201 states that emission offsets shall not be required for increases in carbon monoxide in attainment areas if the applicant demonstrates to the satisfaction of the APCO, that the Ambient Air Quality Standards are not violated in the areas to be affected, and such emissions will be consistent with Reasonable Further Progress, and will not cause or contribute to a violation of Ambient Air Quality Standards.

San Joaquin Valley is in attainment for CO emissions. Based on the results of Ambient Air Quality Analysis (AAQA), Ambient Air Quality Standard (AAQS) for CO is not violated in the affected area. Therefore, offsets are not required for CO emissions increase. Please refer to Attachment F of this document for AAQA.

VOC

SSPE1 for VOC is greater than its respective Offset Threshold level. There is no increase in Cargo Carrier emissions from this project. BE is equal to zero for each emission unit. Thus,

$EOQ = \Sigma PE2$

Category	Q1	Q2	Q3	Q4
N-2697-5-0	8,086	8,177	8,417	8,323
N-2697-6-0	0	0	0	0
N-2697-7-0	154	154	154	154
EOQ (lb)	8,240	8,331	8,571	8,477

NCPA has proposed to use ERC certificate S-2748-1 to offset VOC emissions increase from this project. This certificate is divided among certificates S-2860-1 and S-2861-1. NCPA owns S-2860-1 that has 12,600 lb in each quarter. Since NCPA secured certificate S-2860-1 with 12,600 lb in each quarter, only this certificate is listed in the following table.

ERC #	Original Reduction Site	Q1	Q2	Q3	Q4
S-2860-1	Bakersfield	12,600	12,600	12,600	12,600
ERCs Available:		12,600	12,600	12,600	12,600

Using offset ratio of 1.5, this facility must offset the amount listed in following table for each quarter.

Category	Q1	Q2	Q3	Q4
Offset (EOQ x 1.5) (lb)	12,360	12,497	12,857	12,716
ERCs Available (lb)	12,600	12,600	12,600	12,600
Shortfall (lb)	0	0	257	116

To overcome the shortfall amount in 3rd and 4th quarter, NCPA has proposed to use NOx ERCs to offset VOC emissions increase.

Recently processed projects in Fresno and Modesto area (C1073739 and N1074322) set precedent to use NOx reductions for VOC increases at an inter-pollutant offset ratio of 1.0 for projects. District's latest 8-hour 'Ozone Plan 2007' was used as a rationale to use this inter-pollutant offset ratio. This plan indicate that more than one ton of VOC reductions are expected for every ton of NOx reduced provided that the emission activities and emission patterns, VOC reactivity and other parameters resulted in prediction of NOx and VOC over the coming year hold constant over time.

Category	Q1	Q2	Q3	Q4
Offset (Shortfall x 1.0) (lb)	0	0	257	116
NOx ERCs Available (lb)	0	10,008	21,022	17,135

From the above table, it is concluded that the proposed use of VOC and NOx ERCs would be sufficient to offset the VOC emissions increase from this project.
The following condition will be listed on permits N-2697-5-0 and '-7-0:

- Prior to operating under ATCs N-2697-5-0 and N-2697-7-0, the permittee shall mitigate the following quantities of VOC: 1st quarter: 8,240 lb, 2nd quarter: 8,331 lb, 3rd

quarter: 8,571 lb, and 4th quarter: 8,477 lb. Offsets shall be provided at the applicable offset ratio specified in Table 4-2 of Rule 2201 (as amended 9/21/06). [District Rule 2201]

- VOC ERC S-2860-1, and NOx ERCs S-2857-2, S-2848-2, S-2849-2, S-2850-2, S-2851-2, S-2852-2, S-2854-2, S-2855-2, C-915-2, C-916-2, C-914-2, N-755-2, N-754-2, S-2894-2 and S-2895-2 (or a certificate split from any of these certificates) shall be used to supply the required VOC offsets, unless a revised offsetting proposal is received and approved by the District. Following the revisions, this Authority to Construct permit shall be re-issued, administratively specifying the new offsetting proposal. Original public noticing requirements, if any, shall be duplicated prior to re-issuance of this Authority to Construct permit. [District Rule 2201]

- The District has authorized to use NOx reductions to overcome shortfall in the amount of VOC offsets at NOx/VOC interpollutant offset ratio of 1.00. [District Rule 2201]

SOx

SSPE1 for SOx emissions is less than its respective Offset Threshold level. There is no increase in Cargo Carrier emissions from this project. Thus,

EOQ_{SOx} = SSPE2 lb/yr – 54,750 lb/yr = 65,423 lb/yr – 54,750 lb/yr = 10,673 lb/yr

EOQ on quarterly basis is determined by multiplying the emission percent contribution [i.e. Total (lb/quarter)/Total (lb/year)] with EOQ_{SOx} of 10,673 lb/yr. For example,

EOQ_{Q1} = (0.25)(10,673 lb/yr) = 2,668 lb

Category	Q1	Q2	Q3	Q4
N-2697-5-0	13,176	13,322	13,469	13,469
N-2697-7-0	104	104	104	104
PE2 (Total):	13,280	13,426	13,573	13,573
%	25%	25%	25%	25%
EOQ (lb)	2,668	2,668	2,668	2,668

NCPA has proposed to use the following set of ERC certificates to offset SOx emissions increase from this project. The District staff has verified the amount of reduction in each certificate. Please note that all these certificates are owned by NCPA on September 30, 2008. Excess amount of SOx ERCs will be used to offset PM_{10} emissions increase from this project.

ERC #	Original Reduction Site	Q1	Q2	Q3	Q4
S-2843-5	Tulare	13,298	10,631	12,619	13,452
S-2845-5	Tulare	7,998	9,131	7,319	8,152
S-2858-5	Bakersfield	9,100	9,100	9,080	9,100
N-759-5	4000 Yosemite Blvd, Modesto (>15 miles)	0	0	12,651	0
N-758-5	Merced	0	0	11,045	0
S-2846-5	Bakersfield	931	931	931	931
N-757-5	Merced	0	0	3,600	0
Total ERCs Available:		31,327	29,793	57,245	31,635

Using the offset ratio of 1.5, this facility must offset the amount listed in following table for each quarter.

Category	Q1	Q2	Q3	Q4
Offset (EOQ x 1.5) (lb)	4,002	4,002	4,002	4,002
ERCs Available (lb)	31,327	29,793	57,245	31,635
Excess ERCs Available:	27,325	25,791	53,243	27,633

For each quarter, the amount of offsets required is less than the total amount of credits available in the proposed ERCs. Therefore, it is concluded that the proposed certificates are sufficient to offset the SOx emissions increase from this project.

The following condition will be listed on permits N-2697-5-0 and '-7-0:

- Prior to operating under ATCs N-2697-5-0 and N-2697-7-0, the permittee shall mitigate the following quantities of SOx: 1st quarter: 2,668 lb, 2nd quarter: 2,668 lb, 3rd quarter: 2,668 lb, and 4th quarter: 2,668 lb. Offsets shall be provided at the applicable offset ratio specified in Table 4-2 of Rule 2201 (as amended 9/21/06). [District Rule 2201]

- SOx ERCs S-2843-5, S-2845-5, S-2858-5, N-759-5, N-758-5, S-2846-5 and N-757-5 (or a certificate split from any of these certificates) shall be used to supply the required SOx offsets, unless a revised offsetting proposal is received and approved by the District. Following the revisions, this Authority to Construct permit shall be re-issued, administratively specifying the new offsetting proposal. Original public noticing requirements, if any, shall be duplicated prior to re-issuance of this Authority to Construct permit. [District Rule 2201]

PM_{10}

SSPE1 for PM_{10} emissions is less than its respective Offset Threshold level. There is no increase in Cargo Carrier emissions from this project. Thus,

EOQ_{PM10} = SSPE2 lb/yr – 29,200 lb/yr = 105,648 lb/yr – 29,200 lb/yr = 76,448 lb/yr

EOQ on quarterly basis is determined by multiplying the emission percent contribution [i.e. Total (lb/quarter)/Total (lb/year)] with EOQ_{PM10} of 76,448 lb/yr. For example,

EOQ_{Q1} = (0.25)(76,448 lb/yr) = 19,112 lb

Category	Q1	Q2	Q3	Q4
N-2697-5-0	19,440	19,656	19,872	19,872
N-2697-6-0	2,044	2,044	2,044	2,044
N-2697-7-0	277	277	277	277
PE2 (Total):	21,761	21,977	22,193	22,193
%	25%	25%	25%	25%
EOQ (lb)	19,112	19,112	19,112	19,112

NCPA has proposed to use the following set of ERC certificates to offset PM_{10} emissions increase from this project. The District staff verified the amount of reduction in each certificate. Please note that all these certificates are owned by NCPA on September 30, . 2008.

ERC #	Original Reduction Site	Q1	Q2	Q3	Q4
S-2844-4	Shutdown of feedmill, Tulare	5,830	5,830	4,500	9,830
C-911-4	Shutdown of Cotton Gin Raisin City	0	0	0	4,244
N-756-4	Shutdown of three boilers 3200 E Eight Mile Road, Stockton (<15 miles)	81	78	583	58
C-913-4	Shutdown of boilers, Auberry	10	45	0	28
C-912-4	Shutdown of oil fired boilers, North Fork	60	0	8	5
ERCs Available:		5,981	5,953	5,091	14,165

Using the maximum offset ratio of 1.5, this facility may have to offset the amount listed in following table for each quarter.

Category	Q1	Q2	Q3	Q4
Offset (EOQ x 1.5) (lb)	28,668	28,668	28,668	28,668
ERCs Available (lb)	5,981	5,953	5,091	14,165
Shortfall amount (lb):	22,687	22,715	23,577	14,503

Based on the modeling performed by the District (Refer to Attachment G of this document), SOx/PM_{10} inter-pollutant offset ratio is 1.0. This number is used to determine if NCPA has sufficient amount of SOx credits.

Category	Q1	Q2	Q3	Q4
PM_{10} Offset (Shortfall x 1.0) (lb)	22,687	22,715	23,577	14,503
SOx ERCs Available (lb)	27,325	25,791	53,243	27,633

Based on the above table, NCPA has sufficient amount of SOx credits. The following conditions will be placed on permits N-2697-5-0, '-6-0 and '-7-0:

- Prior to operating under ATCs N-2697-5-0, N-2697-6-0 and N-2697-7-0, the permittee shall mitigate the following quantities of PM_{10}: 1st quarter: 19,112 lb, 2nd quarter: 19,112 lb, 3rd quarter: 19,112 lb, and 4th quarter: 19,112 lb. Offsets shall be provided at the applicable offset ratio specified in Table 4-2 of Rule 2201 (as amended 9/21/06). [District Rule 2201]

- PM_{10} ERCs S-2844-4, C-911-4, N-756-4, C-913-4, C-912-4, and SOx ERCs S-2843-5, S-2845-5, S-2858-5, N-759-5, N-758-5, S-2846-5 and N-757-5 (or a certificate split from any of these certificates) shall be used to supply the required PM10 offsets, unless a revised offsetting proposal is received and approved by the District. Following the revisions, this Authority to Construct permit shall be re-issued, administratively specifying the new offsetting proposal. Original public noticing requirements, if any, shall be duplicated prior to re-issuance of this Authority to Construct permit. [District Rule 2201]

- The District has authorized to use SOx reductions to overcome shortfall in the amount of PM10 offsets at SOx/PM10 interpollutant offset ratio of 1.00. [District Rule 2201]

3. Public Notice

District Rule 2201, section 5.4, requires a public notification for the affected pollutants from the following types of projects:

- New Major Sources
- Major Modifications
- New emission units with a PE>100 lb/day of any one pollutant
- Modifications with SSPE1 below an Offset threshold and SSPE2 above an Offset threshold on a pollutant-by-pollutant basis
- New stationary sources with SSPE2 exceeding Offset thresholds
- Any permitting action with a SSIPE exceeding 20,000 lb/yr for any one pollutant

Public notification is required for this project, as this project exceeded thresholds of many items listed above.

4. Daily Emission Limits (DELs)

Daily Emissions Limitations (DELs) and other enforceable conditions are required by Section 3.17 to restrict a unit's maximum daily emissions. The following conditions will be placed on the draft permits:

N-2697-5-0

- During the commissioning period, the emission rates from the gas turbine system shall not exceed any of the following limits: NOx (as NO2) – 400.00 lb/hr and 4,000 lb/day; VOC (as CH4) – 16.00 lb/hr and 192.0 lb/day; CO – 2,000 lb/hr and 20,000 lb/day; PM10 - 9.00 lb/hr and 108.0 lb/day; or SOx (as SO2) – 6.10 lb/hr and 73.1 lb/day. [District Rule 2201]

- Except during startup and shutdown periods, emissions from the gas turbine system shall not exceed any of the following limits: NOx (as NO2) – 15.54 lb/hr and 2.0 ppmvd @ 15% O2; CO – 9.46 lb/hr and 2.0 ppmvd @ 15% O2; VOC (as methane) – 3.79 lb/hr and 1.4 ppmvd @ 15% O2; PM10 – 9.0 lb/hr; or SOx (as SO2) – 6.10 lb/hr. NOx (as NO2) emission limits are based on 1-hour rolling average period. All other emission limits are based on 3-hour rolling average period. [District Rules 2201, 4001 and 4703]

- During start-up and shutdown periods, the emissions shall not exceed any of the following limits: NO_X (as NO_2) – 160.00 lb/hr; CO – 900.00 lb/hr; VOC (as methane) – 16.00 lb/hr; PM_{10} – 9.00 lb/hr; SO_X (as SO_2) – 6.10 lb/hr; or NH_3 – 28.76 lb/hr. [District Rules 2201 and 4703]

- Emissions from the gas turbine system, on days when a startup and/or shutdown occurs, shall not exceed the following limits: NOx (as NO2) – 879.7 lb/day; CO – 5,570.3 lb/day; VOC – 164.2 lb/day; PM10 – 216.0 lb/day; SOx (as SO2) – 146.4 lb/day, or NH_3 – 690.3 lb/day. [District Rule 2201]

- Emissions from the gas turbine system, on days when a startup and/or shutdown does not occur, shall not exceed the following: NO_X (as NO_2) – 373.0 lb/day; CO – 227.0 lb/day; VOC – 91.0 lb/day; PM_{10} – 216.0 lb/day; SO_X (as SO_2) – 146.4 lb/day, or NH_3 – 690.3 lb/day. [District Rule 2201]

- NH3 emissions shall not exceed any of the following limits: 10.0 ppmvd @ 15% O2 over a 24-hour average period and 28.76 lb/hr. [District Rule 2201]

The following emissions limits are placed to ensure compliance with quarterly emissions and or emission offsets.

- NOx (as NO_2) emissions from the gas turbine system shall not exceed any of the following: 1st quarter: 38,038 lb; 2nd quarter: 38,411 lb; 3rd quarter: 37,126 lb; 4th quarter: 37,840 lb. [District Rule 2201]

- CO emissions from the gas turbine system shall not exceed any of the following: 1st quarter: 142,312 lb; 2nd quarter: 142,539 lb; 3rd quarter: 86,374 lb; 4th quarter: 113,660 lb. [District Rule 2201]

- VOC emissions from the gas turbine system shall not exceed any of the following: 1st quarter: 8,086 lb; 2nd quarter: 8,177 lb; 3rd quarter: 8,417 lb; 4th quarter: 8,323 lb. [District Rule 2201]

- NH_3 emissions from the SCR system shall not exceed any of the following: 1st quarter: 62,122 lb; 2nd quarter: 62,812 lb; 3rd quarter: 63,502 lb; 4th quarter: 63,502 lb. [District Rule 2201]

- PM_{10} emissions from the gas turbine system shall not exceed any of the following: 1st quarter: 19,440 lb; 2nd quarter: 19,656 lb; 3rd quarter: 19,872 lb; 4th quarter: 19,872 lb. [District Rule 2201]

- SOx (as SO2) emissions from the gas turbine system shall not exceed any of the following: 1st quarter: 13,176 lb; 2nd quarter: 13,322 lb; 3rd quarter: 13,469 lb; 4th quarter: 13,469 lb. [District Rule 2201]

- Gas turbine system shall be fired on PUC-regulated natural gas with a sulfur content of no greater than 1.0 grain of sulfur compounds (as S) per 100 dscf of natural gas. [District Rule 2201 and 40 CFR 60.4330(a)(2)]

N-2697-6-0

- The drift rate shall not exceed 0.0005%. [District Rule 2201]

- PM_{10} emissions shall not exceed 22.4 pounds per day. [District Rule 2201]

N-2697-7-0

- NO_x (as NO_2) emissions shall not exceed 7.0 ppmvd @ 3% O_2 referenced as NO_2. [District Rules 2201, 4305, 4306 and 4320]

- CO emissions shall not exceed 50 ppmvd @ 3% O2. [District Rules 2201, 4305, 4306 and 4320]

- VOC (as CH_4) emissions shall not exceed 10.0 ppmvd @ 3% O2. [District Rule 2201]

- PM_{10} emissions shall not exceed 0.0076 lb/MMBtu. [District Rule 2201]

- SO_x emissions shall not exceed 0.00285 lb/MMBtu. [District Rule 2201]

The following emissions limits are placed to ensure compliance with quarterly emissions and emission offsets.

- NOx (as NO_2) emissions from this unit shall not exceed any of the following: 1st quarter: 310 lb; 2nd quarter: 310 lb; 3rd quarter: 310 lb; 4th quarter: 310 lb. [District Rule 2201]

- CO emissions from this unit shall not exceed any of the following: 1st quarter: 1,348 lb; 2nd quarter: 1,348 lb; 3rd quarter: 1,348 lb; 4th quarter: 1,348 lb. [District Rule 2201]

- VOC emissions from this unit shall not exceed any of the following: 1st quarter: 154 lb; 2nd quarter: 154 lb; 3rd quarter: 154 lb; 4th quarter: 154 lb. [District Rule 2201]

- PM_{10} emissions from this unit shall not exceed any of the following: 1st quarter: 277 lb; 2nd quarter: 277 lb; 3rd quarter: 277 lb; 4th quarter: 277 lb. [District Rule 2201]

- SOx (as SO2) emissions from this unit shall not exceed any of the following: 1st quarter: 104 lb; 2nd quarter: 104 lb; 3rd quarter: 104 lb; 4th quarter: 104 lb. [District Rule 2201]

5. Compliance Assurance

Source Testing

Source testing requirements are briefly explained in the following section for each permit unit.

N-2697-5-0

NCPA is required to perform a source test to measure hourly NOx, CO and VOC mass emission rates during the startup period. This test is required to be completed before the end of the commissioning period, and must be repeated at least once every seven years thereafter. PM_{10} emissions rate during the startup is expected to be same when gas turbine system operates in a steady-state mode, and therefore, it is not necessary to measure hourly PM_{10} mass emission rate during the startup period. SOx emissions during the startup period can be determined using sulfur content in the natural gas.

In addition, the NCPA is required to measure NO_x, CO, VOC, NH_3 and PM_{10} emissions during the steady state period. This test is required to be performed before the end of commissioning period and must be repeated at least once every twelve months. This source test methodology is consistent with District Rule 4703, District Policy APR-1705 (10/9/97) and recently permitted similar facilities.

NCPA has proposed to use PUC regulated natural gas, and they are required to keep records of gas purchase receipts and or tariff and the amount of sulfur content in gas to demonstrate compliance with 1.0 grain-S/100 dscf of natural gas. If the sulfur content information is not available from the gas supplier, then the permittee is required to test fuel sulfur content on weekly basis. Upon successful compliance demonstration on 8

week consecutive tests, the test frequency shall be reduced to every six months. If any six-month test shows non-compliance with the sulfur content requirement, weekly testing will resume until eight consecutive weeks show compliance. This source test methodology is consistent with recently permitted similar facilities.

N-2697-6-0

The permittee is required to perform a blowdown water sample analysis by independent laboratory within 60 days after end of the commissioning period of the turbine system and quarterly thereafter. This sample analysis along with flow rate, drift and operating time is required to be used to demonstrate compliance with the permitted emission limits.

N-2697-7-0

Source test to measure NO_x and CO emissions is required to be conducted before the end of commissioning period of the turbine system and annually thereafter. Successful compliance demonstration on two consecutive twelve-month tests may defer the following source test up to thirty-six months. The source test methodology is consistent with the source testing requirements of Rule 4306.

Monitoring

N-2697-5-0

The permittee has proposed to use a continuous emissions monitoring system (CEMS) to monitor NOx, CO and O_2 concentrations from the gas turbine system. CEMS is required to be installed, certified and operated in a manner required under 40 CFR Part 60 Subpart KKKK and Rule 4703.

Sulfur content in PUC regulated natural gas is expected to stay at or below 1.0 grain/100 scf. For this reason, it is expected that the gas turbine system will always be in compliance with SOx emissions limit. No separate SO_2 monitor is proposed by the NCPA or is required by the applicable District Rules or Federal regulations.

VOC and PM_{10} emissions will be monitored during each source test. Test results along with the heat input rate on hourly basis will assure on-going compliance with hourly, daily and quarterly emissions limits.

N-2697-6-0

The permittee is required to monitor water re-circulation rate (gal/day) and total dissolved solids (ppm) to demonstrate compliance with the daily emission limit.

N-2697-7-0

The permittee has proposed to use a portable analyzer that meet District specifications listed in District Policy SSP-1105, 4/28/08 to monitor NOx, CO and O_2 concentrations on monthly basis. The proposed monitoring scheme is typical for the boilers.

Recordkeeping

N-2697-5-0, '-6-0, '-7-0

The permittee is required to keep records of hourly emissions, daily emissions, quarterly emissions, source tests and monitoring parameters. These records are required to be kept for at least five years.

Reporting

N-2697-5-0, '-6-0, '-7-0

The applicant is required to submit source test results within 60 after each source test.

6. Ambient Air Quality Analysis (AAQA)

Section 4.14.1 requires an AAQA to be performed for projects that trigger public notice. The following table shows the summary of AAQA:

Criteria Pollutant Modeling Results*

Units N-2697-5-0, '-6-0 and '-7-0	1 Hour	3 Hours	8 Hours	24 Hours	Annual
CO	Pass	X	Pass	X	X
NO_x	Pass	X	X	X	Pass
SO_x	Pass	Pass	X	Pass	Pass
PM_{10}	X	X	X	Pass**	Pass**

*Results were taken from the PSD spreadsheets.
**The criteria pollutants are below EPA's level of significance as found in 40 CFR Part 51.165 (b)(2).

The criteria modeling runs for each unit indicate that the emissions will not cause or significantly contribute to a violation of the State or National Ambient Air Quality Standards. Please refer to Attachment F of this document for AAQA.

7. Alternative Siting and Compliance Certification

Section 4.15.1 states that sources for which an analysis of alternative sites, sizes, and production processes is required under Section 173 of the Federal Clean Air Act, the applicant shall prepare an analysis functionally equivalent to the requirements of Division 13, Section 21000 et. Seq. of the Public Resource Code.

NCPA has prepared and included an Alternative Siting analysis in the Application for Certification (AFC) to the CEC. CEC is the lead agency on CEQA, and their approval of

the proposed Alternative Siting analysis will ensure compliance with this section. A copy of the proposed analysis is included in Attachment I of this document.

Section 4.15.2 requires the owner of a new Major Source or a Federal Major Modification to demonstrate to the satisfaction of the District that all other major Stationary Sources owned by such person in California are in compliance with all applicable emission limitations and standards.

NCPA has supplied a compliance certification that all major Stationary Sources owned or operated (or by any entity controlling, controlled by, or under common control) in California are in compliance with all applicable emission limitations and standards. In other words, none of their facility is under "Variance" from the applicable emission standards. This certification is included in Attachment I of this document.

Compliance is expected with this Rule.

Rule 2520 Federally Mandated Operating Permits

NCPA currently possesses a Title V permit. The proposed project is classified as "Significant Modification", as the project results in a Federal major modification, and is subject to NSPS standards listed in 40 CFR Part 60 subpart KKKK. The applicant has proposed to receive the ATCs with Certificates of Conformity in accordance with the requirements of 40 CFR 70.6(c), 70.7 and 70.8. Therefore, 45-day EPA notice will be conducted prior to the issuance of the ATCs. The following federally enforceable conditions will be placed on the ATCs:

- This Authority to Construct serves as a written Certificate of Conformity with the procedural requirements of 40 CFR 70.7 and 70.8 and with the compliance requirements of 40 CFR 70.6(c). [District Rule 2520]

- Prior to operating with the modifications authorized by this Authority to Construct, the facility shall submit an application for an administrative amendment to its Title V permit, in accordance with District Rule 2520, Section 11.4.2. [District Rule 2520]

In accordance with Rule 2520, the application meets the procedural requirements of section 11.4 by including:

- A description of the change, the emissions resulting from the change, and any new applicable requirements that will apply if the change occurs and

- The source's suggested draft permit (Attachment A of this document) and

- Certification by a responsible official that the proposed modification meets the criteria for use of major permit modification procedures and a request that such procedures be used (Attachment I of this document).

Section 5.3.4 of this rule requires the permittee shall file an application for administrative permit amendments prior to implementing the requested change except when allowed by the operational flexibility provisions of section 6.4 of this rule. NCPA is expected to notify the District by filing TV Form -008 upon implementing the ATCs. After successful compliance demonstration, the District Compliance Division is expected to submit a change order to implement these ATCs into Permits to Operate.

Compliance is expected with this Rule.

Rule 2540 Acid Rain Program

This rule is applicable to all stationary sources that are subject to Part 72, Title 40, Code of Federal Regulations (CFR). 40 CFR 72.30(b)(2)(iii) require submission of an acid rain permit application at least 24 months before the date the unit expects to generate electricity. This facility is anticipated to begin full-scale commercial operation by first quarter of 2012.

NCPA has submitted "Acid Rain Permit Application" to the District on May 7, 2009. The following permit conditions will be included in The following condition will be placed on ATC N-2697-5-0:

- The owners and operators of each affected source and each affected unit at the source shall have an Acid Rain permit and operate in compliance with all permit requirements. [40 CFR 72]

- The owners and operators and, to the extent applicable, designated representative of each affected source and each affected unit at the source shall comply with the monitoring requirements as provided in 40 CFR part 75. [40 CFR 75]

- The emissions measurements recorded and reported in accordance with 40 CFR part 75 shall be used to determine compliance by the unit with the Acid Rain emissions limitations and emissions reduction requirements for sulfur dioxide and nitrogen oxides under the Acid Rain Program. [40 CFR 75]

- The owners and operators of each source and each affected unit at the source shall: (i) Hold allowances, as of the allowance transfer deadline, in the unit's compliance subaccount (after deductions under 40 CFR 73.34(c)) not less than the total annual emissions of sulfur dioxide for the previous calendar year from the unit; and (ii) Comply with the applicable Acid Rain emissions limitations for sulfur dioxide. [40 CFR 73]

- Each ton of sulfur dioxide emitted in excess of the Acid Rain emissions limitations for sulfur dioxide shall constitute a separate violation of the Act. [40 CFR 77]

- Allowances shall be held in, deducted from, or transferred among Allowance Tracking System accounts in accordance with the Acid Rain Program. [40 CFR 72]

- An allowance shall not be deducted in order to comply with the requirements under 40 CFR part 73, prior to the calendar year for which the allowance was allocated. [40 CFR 73]

- An allowance allocated by the Administrator under the Acid Rain Program is a limited authorization to emit sulfur dioxide in accordance with the Acid Rain Program. No provision of the Acid Rain Program, the Acid Rain permit application, the Acid Rain permit, or the written exemption under 40 CFR 72.7 and 72.8 and no provision of law shall be construed to limit the authority of the United States to terminate or limit such authorization. [40 CFR 72]

- An allowance allocated by the Administrator under the Acid Rain Program does not constitute a property right. [40 CFR 72]

- The designated representative of an affected unit that has excess emissions in any calendar year shall submit a proposed offset plan, as required under 40 CFR part 77. [40 CFR 77]

- The owners and operators of an affected unit that has excess emissions in any calendar year shall: (i) Pay without demand the penalty required, and pay up on demand the interest on that penalty; and (ii) Comply with the terms of an approved offset plan, as required by 40 CFR part 77. [40 CFR 77]

- The owners and operators of the each affected unit at the source shall keep on site the following documents for a period of five years from the date the document is created. This period may be extended for cause, at any time prior to the end of five years, in writing by the Administrator or permitting authority: (i) The certificate of representation for the designated representative for the source and all documents that demonstrate the truth of the statements in the certificate of representation, in accordance with 40 CFR 72.24; provided that the certificate and documents shall be retained on site beyond such five-year period until such documents are superceded because of the submission of a new certificate of representation changing the designated representative. [40 CFR 72]

- The owners and operators of each affected unit at the source shall keep on site each of the following documents for a period of five years from the date the document is created. This period may be extended for cause, at any time prior to the end of five years, in writing by the Administrator or permitting authority; (ii) All emissions monitoring information, in accordance with 40 CFR part 75; (iii) Copies of all reports, compliance certifications and other submissions and all records made or required under the Acid Rain Program; (iv) Copies of all documents used to complete an Acid Rain permit application and any other submission that demonstrates compliance with the requirements of the Acid Rain Program. [40 CFR 75]

- The designated representative of an affected source and each affected unit at the source shall submit the reports and compliance certifications required under the Acid Rain Program, including those under 40 CFR 75 Subpart I. [40 CFR 75]

Compliance is expected with this Rule.

Rule 2550 Federally Mandated Preconstruction Review for Major Sources of Air Toxics

Section 2.0 states, "The provisions of this rule shall only apply to applications to construct or reconstruct a major air toxics source with Authority to Construct issued on or after June 28, 1998."

NCPA stated that this site is not a Major Source (i.e. PE >10 tons/yr for single HAP, PE > 25 tons/yr for combined HAPs). Therefore, this facility is not subject to the requirements of this Rule. Discussion and calculations related to this determination are given in the following section.

Non-criteria pollutants are compounds that have been identified as pollutants that pose a significant health hazard. Nine of these pollutants are regulated under the Federal New Source Review program: lead, asbestos, beryllium, mercury, fluorides, sulfuric acid mist, hydrogen sulfide, total reduced sulfur, and reduced sulfur compounds.

In addition to these nine compounds, the federal Clean Air Act lists 189 substances as potential hazardous air pollutants (Clean Air Act Sec. 112(b)(1)). The SJVAPCD has also published a list of compounds it defines as potential toxic air contaminants (Toxics Policy, May 1991; Rule 2-1-316). Any pollutant that may be emitted from the project and is on the federal New Source Review List, the federal Clean Air Act list, and/or the SJVAPCD toxic air contaminant list has been evaluated.

N-2697-5-0

NCPA has identified non-criteria pollutant emission factors for the analysis of hazardous air emissions from the gas turbine. Except for hexane, polycyclic aromatic hydrocarbons (PAHs), and propylene oxide, the emission factors are obtained from AP-42 Table 3.1-3 (4/00). California Air Resources Board's California Air Toxics Emission Factors (CATEF) database for gas turbines (http://www.arb.ca.gov/app/emsinv/catef_form.html) was used to determine emissions for hexane, PAHs and propylene oxide. Mean values listed in the CATEF database was used in the analysis.

Siemens STG6-5000F

Hazardous Air Pollutant	Emission Factor (lb/MMBtu)(1)	Maximum Hourly Emissions (lb/hr) (2)	Maximum Annual Emissions (lb/yr) (3)	Maximum Annual Emissions (tpy)
Acetaldehyde	4.00E-05	8.57E-02	751	0.4

Siemens STG6-5000F (Continue...)

Hazardous Air Pollutant	Emission Factor (lb/MMBtu)(1)	Maximum Hourly Emissions (lb/hr) (2)	Maximum Annual Emissions (lb/yr) (3)	Maximum Annual Emissions (tpy)
Acrolein	6.40E-06	1.37E-02	120	0.1
Benzene	1.20E-05	2.57E-02	225	0.1
1,3-Butadiene	4.30E-07	9.21E-04	8	0.0
Ethyl benzene	3.20E-05	6.85E-02	600	0.3
Formaldehyde	7.10E-04	1.52E+00	13,323	6.7
Hexane	2.58E-04	5.53E-01	4,841	2.4
Naphthalene	1.30E-06	2.78E-03	24	0.0
PAHs(4) (excluding Naphthalene)	3.14E-07	6.73E-04	6	0.0
Propylene Oxide	4.76E-05	1.02E-01	893	0.4
Toluene	1.30E-04	2.78E-01	2,439	1.2
Xylene	6.40E-05	1.37E-01	1,201	0.6
Total				**12.2**

(1) From AP-42 and CATEF databases.
(2) Based on an hourly heat input rate of 2,142 MMBtu/hr with duct burners.
(3) Based on total annual fuel use of 18,764,985 MMBtu/year (predicted by the applicant, Table 5.1-15R of the application package) and appears to be conservative number for the purposes of this calculation.
(4) Mean values of emission factors for Benzo(a)anthracene, Benzo(a)pyrene, Benzo(a)pyrene, Benzo(b)fluoranthrene, Benzo(k)fluoranthrene, Chrysene, Dibenz(a,h)anthracene, and ineno(1,2,3-cd)pyrene are obtained from CATEF database. These values are then adjusted by calculating the percentage of individual components in a combined total emission factor. This percentage is then multiplied with the difference of PAH and napthalene emission factor (9E-07 lb/MMBtu) and the individual weighted cancer risk relative to B(a)P. The obtained values are summed, which equates to 3.14E-07 lb/MMBtu.

N-2697-6-0

NCPA has identified noncriteria pollutant emission factors for the analysis of hazardous air emissions from the cooling tower.

Cooling Tower

Hazardous Air Pollutant	Concentration in cooling tower return water	Maximum Hourly Emissions (lb/hr) (1)	Maximum Annual Emissions (lb/yr) (2)	Maximum Annual Emissions (tpy)
Arsenic	0 ppm	0.00E+00	0.0	0.0
Cadmium	0.025 ppm	4.32E-06	0.0	0.0
Chromium III	0.025 ppm	4.32E-06	0.0	0.0
Lead	0.05 ppm	8.63E-06	0.1	0.0
Mercury	0 ppm	0.00E+00	0.0	0.0
Nickel	0.025 ppm	4.32E-06	0.0	0.0

Cooling Tower (Continue...)

Hazardous Air Pollutant	Concentration in cooling tower return water	Maximum Hourly Emissions (lb/hr) (1)	Maximum Annual Emissions (lb/yr) (2)	Maximum Annual Emissions (tpy)
Dioxins/furans	--	--	--	--
PAHs	--	--	--	--
Total				**0.0**

(1) Concentration (ppm) x Drift Rate (lb/hr). Drift Rate = 69,000 gpm x 60 min/hr x 5.00E-06 lb/lb-coolant x 8.34 lb-coolant/gal = 172.64 lb/hr
(2) Based on 8,760 hr/yr.

N-2697-7-0

The permittee has identified noncriteria pollutant emission factors for the analysis of hazardous air emissions from the auxiliary boiler. These emission factors are obtained from Ventura County APCD, "AB2588 Combustion Emission Factors" natural gas fired external combustion equipment 10-100 MMBtu/hr, available at http://www.vcapcd.org/pubs/Engineering/AirToxics/combem.pdf.

Auxiliary Boiler

Hazardous Air Pollutant	Emission Factor (lb/MMBtu)	Maximum Hourly Emissions (lb/hr) (1)	Maximum Annual Emissions (lb/yr) (2)	Maximum Annual Emissions (tpy)
Acetaldehyde	3.10E-06	1.13E-04	0.5	0.0
Acrolein	2.70E-06	9.86E-05	0.4	0.0
Benzene	5.800E-06	2.12E-04	0.8	0.0
1,3-Butadiene	n/a	--	--	--
Ethyl benzene	6.90E-06	2.52E-04	1.0	0.0
Formaldehyde	1.23E-05	4.49E-04	1.8	0.0
Hexane	4.60E-06	1.68E-04	0.7	0.0
Naphthalene	3.00E-07	1.10E-05	0.0	0.0
PAHs(4) excluding Naphthalene	1.00E-07	3.65E-06	0.0	0.0
Propylene Oxide	n/a	--	--	--
Toluene	2.65E-05	9.67E-04	3.9	0.0
Xylene	6.40E-08	2.34E-06	0.0	0.0
Total				**0.0**

(1) Based on a maximum hourly fuel use of 36.5 MMBtu/hr.
(2) Based on total annual fuel use of 146,000 MMBtu/year.

NCPA also operates a gas turbine system (N-2697-1-3) and a diesel-fueled emergency fire pump engine (N-2697-4-2). These units were issued permits before June 28, 1998.

Therefore, units are not subject to the requirements of this Rule. However, HAPs are calculated to determine the total HAPs from this facility. This information will also be used to determine the applicability of NESHAP standards of 40 CFR 63 Subpart YYYY.

N-2697-1-3

GE LM 5000 with Steam Injection

Hazardous Air Pollutant	Emission Factor (lb/MMBtu)(1)	Maximum Hourly Emissions (lb/hr) (2)	Maximum Annual Emissions (lb/yr) (3)	Maximum Annual Emissions (tpy)
Acetaldehyde	4.00E-05	1.85E-02	162	0.1
Acrolein	6.40E-06	2.96E-03	26	0.0
Benzene	1.20E-05	5.56E-03	49	0.0
1,3-Butadiene	4.30E-07	1.99E-04	2	0.0
Ethyl benzene	3.20E-05	1.48E-02	130	0.1
Formaldehyde	7.10E-04	3.29E-01	2,880	1.4
Hexane	2.58E-04	1.19E-01	1,046	0.5
Naphthalene	1.30E-06	6.02E-04	5	0.0
PAHs	1.30E-07	6.62E-05	1	0.0
Propylene Oxide	4.76E-05	2.20E-02	193	0.1
Toluene	1.30E-04	6.02E-02	527	0.3
Xylene	6.40E-05	2.96E-02	260	0.1
Total				**2.6**

(1) Except PAH, emission factor are same as identified under N-2697-5-0. For PAH, NCPA identified an emission factor of 1.30E-06
(2) Based on an hourly heat input rate of 463 MMBtu/hr.
(3) Based on total annual fuel use of 4,055,880 MMBtu/year based on 8,760 hr/yr operation

N-2947-4-2

240 bhp Diesel-Fueled Emergency Engine

Hazardous Air Pollutant	Emission Factor (lb/MMBtu)(1)	Maximum Hourly Emissions (lb/hr) (2)	Maximum Annual Emissions (lb/yr) (3)	Maximum Annual Emissions (tpy)
Acetaldehyde	7.67E-04	1.23E-03	0	0.0
Acrolein	9.25E-05	1.48E-04	0	0.0
Benzene	9.33E-04	1.49E-03	0	0.0
1,3-Butadiene	3.91E-05	6.26E-05	0	0.0
Ethyl benzene	--	--	--	--
Formaldehyde	1.18E-03	1.89E-03	0	0.0
Hexane	n/a	--	--	--
Naphthalene	8.48E-05	1.36E-04	0	0.0

240 bhp Diesel-Fueled Emergency Engine (Continue...)

Hazardous Air Pollutant	Emission Factor (lb/MMBtu)(1)	Maximum Hourly Emissions (lb/hr) (2)	Maximum Annual Emissions (lb/yr) (3)	Maximum Annual Emissions (tpy)
PAHs	8.32E-05	1.33E-04	0	0.0
Propylene Oxide	n/a	--	--	0.0
Toluene	4.09E-04	6.54E-04	0	0.0
Xylene	2.85E-04	4.56E-04	0	0.0
Total				**0.0**

(1) AP-42 Table 3.3.-2 (10/96)
(2) Based on an hourly heat input rate of 1.6 MMBtu/hr (11.9 gal/hr x 0.137 MMBtu/gal).
(3) Per ATCM, this engine is allowed to be operated for 30 hr/yr for non-emergency purposes. Therefore, annual heat input rate would be 48 MMBtu/yr.

Summary:

The combined total single HAP emissions from the units proposed under this project and the existing units are less than 10 tons/yr. Furthermore, the combined total of multiple HAP emissions from the units proposed under this project and the existing emission units are less than 25 tons/yr. Therefore, it is concluded this facility is not a Major Source for air toxics.

Rule 4001 New Source Performance Standards (NSPS)

The proposed CTG and the auxiliary boiler are subject to the requirements of this Rule. The applicable subparts are given below:

N-2657-5-0: 40 CFR Part 60 Subpart GG - Standards of Performance for Stationary Gas Turbines

40 CFR Part 60 Subpart KKKK – Standards of Performance for Stationary Combustion Turbines

N-2657-6-0: 40 CFR Part 60 Subpart Dc – Standards of Performance for Small Industrial-Commercial-Institutional Steam Generating Units

Detailed discussion on the requirements of each subpart is given below for each permit unit. NCPA's proposal meets all the requirements of the applicable subparts. Therefore, compliance is expected with the NSPS.

N-2697-5-0

40 CFR Part 60 Subpart GG - Standards of Performance for Stationary Gas Turbines

40 CFR Part 60 Subpart KKKK, Section 60.4305(b), states that stationary combustion turbines regulated under this subpart are exempt from the requirements of 40 CFR 60 Subpart GG.

The proposed turbine is regulated under 40 CFR Part 60 Subpart KKKK. Therefore, it is exempt from the requirements of 40 CFR Part 60 Subpart GG and no further discussion is required.

40 CFR Part 60 Subpart KKKK – Standards of Performance for Stationary Combustion Turbines

The requirements of the 40 CFR Part 60, Subpart KKKK apply to a stationary combustion turbine with heat input (at peak load) equal to or greater than 10 MMBtu/hr, and that commenced construction, modification or reconstruction after February 18, 2005. This subpart regulates nitrogen oxide (NO_X) and sulfur dioxide (SO_X) emissions only.

The proposed gas turbine is rated at 2,142 MMBtu/hr and will be installed after 2/18/05. Therefore, this turbine is subject to the requirements of this subpart.

Section 60.4320 - Standards for Nitrogen Oxides

Paragraph (a) states that NO_X emissions shall not exceed the emission limits specified in Table 1 of this subpart. Paragraph (b) states that if you have two or more turbines that are connected to a single generator, each turbine must meet the emission limits for NO_X. Table 1 states that new, modified, or reconstructed turbines firing natural gas with a heat input at peak load of greater than 850 MMBtu/hr shall meet a NO_X emissions limit of 15 ppmvd @ 15% O_2 or 54 ng/J of useful output (0.43 lb/MWh). This limit is based on 4-hour rolling average or 30-day rolling average as defined in §60.4380(b)(1).

NCPA has proposed to meet 2.0 ppmvd NOx @ 15% O_2 on one-hour rolling average period. NCPA is expected to meet this limit. Permit condition enforcing this requirement is provided under Rule 2201 (DELs).

Section 60.4330 - Standards for Sulfur Dioxide

Paragraph (a) states that if your turbine is located in a continental area, you must comply with one of the following:

(1) Operator must not cause to be discharged into the atmosphere from the subject stationary combustion turbine any gases which contain SO_2 in excess of 110

nanograms per Joule (ng/J) (0.90) pounds per megawatt-hour (lb/MWh)) gross output; or

(2) Operator must not burn in the subject stationary combustion turbine any fuel which contains total potential sulfur emissions in excess of 26 ng SO_2/J (0.060 lb SO_2/MMBtu) heat input.

NCPA has proposed to use PUC-regulated natural gas in the gas turbine and duct burners with a sulfur content of 1.0 grain/ 100 scf or less. The following condition will ensure compliance with the requirements of this section:

- Gas turbine system shall be fired on PUC-regulated natural gas with a sulfur content of no greater than 1.0 grain of sulfur compounds (as S) per 100 dscf of natural gas. [District Rule 2201 and 40 CFR 60.4330(a)(2)]

Section 60.4335 – NO_X Compliance Demonstration, with Water or Steam Injection

Paragraph (a) states that when a turbine is using water or steam injection to reduce NO_X emissions, you must install, calibrate, maintain and operate a continuous monitoring system to monitor and record the fuel consumption and the ratio of water or steam to fuel being fired in the turbine when burning a fuel that requires water or steam injection for compliance.

NCPA is not proposing to inject water or steam in the CTG. Therefore, the requirements of this section are not applicable.

Section 60.4340 – NO_X Compliance Demonstration, without Water or Steam Injection

Paragraph (b) states that as an alternative to annual source testing, the facility may install, calibrate, maintain and operate one of the following continuous monitoring systems:

(1) Continuous emission monitoring as described in §60.4335(b) and 60.4345, or
(2) Continuous parameter monitoring

NCPA has proposed to install a CEMS system as described in §60.4335(b) and 60.4345. The following condition will ensure compliance with the requirements of this section:

- The owner or operator shall install, certify, maintain, operate and quality-assure a Continuous Emission Monitoring System (CEMS) which continuously measures and records the exhaust gas NOx, CO and O_2 concentrations. Continuous emissions monitor(s) shall monitor emissions during all types of operation, including during startup and shutdown periods, provided the CEMS passes the relative accuracy requirement for startups and shutdowns specified herein. If relative accuracy of CEMS cannot be demonstrated during startup conditions, CEMS results during

startup and shutdown events shall be replaced with startup emission rates obtained from source testing to determine compliance with emission limits contained in this document. [District Rules 1080, 2201 and 4703, 40 CFR 60.4340(b)(1) and 40 CFR 60.4345(a)]

Section 60.4345 – CEMS Equipment Requirements

Paragraph (a) states that each NO_X diluent CEMS must be installed and certified according to Performance Specification 2 (PS 2) in Appendix B to this part, except the 7-day calibration drift is based on unit operating days, not calendar days. With state approval, Procedure 1 in Appendix F to this part is not required. Alternatively, a NO_X diluent CEMS that is installed and certified according to Appendix A of Part 75 of this chapter is acceptable for use under this subpart. The relative accuracy test audit (RATA) of the CEMS shall be performed on a lb/MMBtu basis.

Paragraph (b) states that as specified in §60.13(e)(2), during each full unit operating hour, both the NO_X monitor and the diluent monitor must complete a minimum of one cycle of operation (sampling, analyzing, and data recording) for each 15-minute quadrant of the hour, to validate the hour. For partial unit operating hours, at least one valid data point must be obtained with each monitor for each quadrant of the hour in which the unit operates. For unit operating hours in which required quality assurance and maintenance activities are performed on the CEMS, a minimum of two valid data points (one in each of two quadrants) are required for each monitor to validate the NO_X emission rate for the hour.

Paragraph (c) states that each fuel flow meter shall be installed, calibrated, maintained, and operated according to the manufacturer's instructions. Alternatively, with state approval, fuel flow meters that meet the installation, certification, and quality assurance requirements of Appendix D to Part 75 of this chapter are acceptable for use under this subpart.

Paragraph (d) states that each watt meter, steam flow meter, and each pressure or temperature measurement device shall be installed, calibrated, maintained, and operated according to manufacturer's instructions.

Paragraph (e) states that the owner or operator shall develop and keep on-site a quality assurance (QA) plan for all of the continuous monitoring equipment described in paragraphs (a), (c), and (d) of this section. For the CEMS and fuel flow meters, the owner or operator may, with state approval, satisfy the requirements of this paragraph by implementing the QA program and plan described in section 1 of Appendix B to Part 75 of this chapter.

NCPA has proposed to install and operate a NO_X CEMS to meet the requirements of this section. NCPA is not required to install a fuel flow meter, watt meter, steam flow meter, or a pressure or temperature measurement device to comply with the

requirements of this subpart. The following conditions will ensure compliance with the requirements of this section:

- The NOx and O_2 CEMS shall be installed and certified in accordance with the requirements of 40 CFR Part 75. The CO CEMS shall meet the requirements in 40 CFR 60, Appendix F Procedure 1 and Part 60, Appendix B Performance Specification 4A (PS 4A), or shall meet equivalent specifications established by mutual agreement of the District, the CARB, and the EPA. [District Rule 1080 and 40 CFR 60.4345(a)]

- The CEMS shall complete a minimum of one cycle of operation (sampling, analyzing, and data recording) for each 15-minute quadrant of the hour or shall meet equivalent specifications established by mutual agreement of the District, the CARB and the EPA. [District Rule 1080 and 40 CFR 60.4345(b)]

Section 60.4350 – CEMS Data and Excess NO_X Emissions

Section 60.4350 states that for purposes of identifying excess emissions:

(a) All CEMS data must be reduced to hourly averages as specified in §60.13(h).

(b) For each unit operating hour in which a valid hourly average, as described in §60.4345(b), is obtained for both NO_X and diluent monitors, the data acquisition and handling system must calculate and record the hourly NO_X emission rate in units of ppm or lb/MMBtu, using the appropriate equation from Method 19 in Appendix A of this part. For any hour in which the hourly average O_2 concentration exceeds 19.0 percent O_2 (or the hourly average CO_2 concentration is less than 1.0 percent CO_2), a diluent cap value of 19.0 percent O_2 or 1.0 percent CO_2 (as applicable) may be used in the emission calculations.

(c) Correction of measured NO_X concentrations to 15 percent O_2 is not allowed.

(d) If you have installed and certified a NO_X diluent CEMS to meet the requirements of Part 75 of this chapter, states can approve that only quality assured data from the CEMS shall be used to identify excess emissions under this subpart. Periods where the missing data substitution procedures in Subpart D of Part 75 are applied are to be reported as monitor downtime in the excess emissions and monitoring performance report required under §60.7(c).

(e) All required fuel flow rate, steam flow rate, temperature, pressure, and megawatt data must be reduced to hourly averages.

(f) Calculate the hourly average NO_X emission rates, in units of the emission standards under §60.4320, using either ppm for units complying with the concentration limit or the equations 1 (simple cycle turbines) or 2 (combined cycle turbines) listed in §60.4350, paragraph (f).

NCPA has proposed to monitor the NO_X emissions rate from the turbine with a CEMS. The CEMS system will be used to determine if, and when, any excess NO_X emissions are released to the atmosphere. The CEMS is expected to be operated in accordance with the methods and procedures described above. The following condition will ensure compliance with the requirements of this section:

- The CEMS data shall be reduced to hourly averages as specified in §60.13(h) and in accordance with §60.4350, or by other methods deemed equivalent by mutual agreement with the District, the CARB, and the EPA. [District Rule 1080 and 40 CFR 60.4350]

Section 60.4355 – Parameter Monitoring Plan

This section set forth the requirements for operators that elect to continuously monitor parameters in lieu of installing a CEMS for NO_X emissions. As discussed above, NCPA is proposing to install CEMS that will directly measure NO_X emissions. Therefore, the requirements of this section are not applicable and no further discussion is required.

Sections 60.4360, 60.4365 and 60.4370 – Monitoring of Fuel Sulfur Content

Section 60.4360 states that an operator must monitor the total sulfur content of the fuel being fired in the turbine, except as provided in §60.4365. The sulfur content of the fuel must be determined using total sulfur methods described in §60.4415. Alternatively, if the total sulfur content of the gaseous fuel during the most recent performance test was less than half the applicable limit, ASTM D4084, D4810, D5504, or D6228, or Gas Processors Association Standard 2377 (all of which are incorporated by reference, see §60.17), which measure the major sulfur compounds, may be used.

Section 60.4365 states that an operator may elect not to monitor the total sulfur content of the fuel combusted in the turbine, if the fuel is demonstrated not to exceed potential sulfur emissions of 26 ng SO_2/J (0.060 lb SO_2/MMBtu) heat input for units located in continental areas and 180 ng SO_2/J (0.42 lb SO_2/MMBtu) heat input for units located in no continental areas or a continental area that the Administrator determines does not have access to natural gas and that the removal of sulfur compounds would cause more environmental harm than benefit. You must use one of the following sources of information to make the required demonstration:

(a) The fuel quality characteristics in a current, valid purchase contract, tariff sheet or transportation contract for the fuel, specifying that the maximum total sulfur content for oil use in continental areas is 0.05 weight percent (500 ppmw) or less and 0.4 weight percent (4,000 ppmw) or less for no continental areas, the total sulfur content for natural gas use in continental areas is 20 grains of sulfur or less per 100 standard cubic feet and 140 grains of sulfur or less per 100 standard cubic feet for no continental areas, has potential sulfur emissions of less than less than 26 ng SO_2/J (0.060 lb SO_2/MMBtu) heat input for continental areas and has potential

sulfur emissions of less than less than 180 ng SO_2/J (0.42 lb SO_2/MMBtu) heat input for no continental areas; or

(b) Representative fuel sampling data which show that the sulfur content of the fuel does not exceed 26 ng SO_2/J (0.060 lb SO_2/MMBtu) heat input for continental areas or 180 ng SO_2/J (0.42 lb SO_2/MMBtu) heat input for non-continental areas. At a minimum, the amount of fuel sampling data specified in section 2.3.1.4 or 2.3.2.4 of Appendix D to Part 75 of this chapter is required.

NCPA has proposed to use PUC regulated natural gas that may contain up to 1.0 grain-S/100 scf. Primarily, the natural gas suppliers are able to provide a purchase contract, tariff sheet or transportation contract for the fuel that demonstrates compliance with this natural gas sulfur content limit. If the sulfur content information is not available from the gas supplier, then the permittee is required to test fuel sulfur content on weekly basis. Upon successful compliance demonstration on 8 week consecutive tests, the test frequency shall be reduced to every six months. If any six-month test shows non-compliance with the sulfur content requirement, weekly testing will resume until eight consecutive weeks show compliance.

Section 60.4370 states that the frequency of determining the sulfur content of the fuel must be as follows:

(a) *Fuel oil:* For fuel oil, use one of the total sulfur sampling options and the associated sampling frequency described in sections 2.2.3, 2.2.4.1, 2.2.4.2, and 2.2.4.3 of Appendix D to Part 75 of this chapter (*i.e.*, flow proportional sampling, daily sampling, sampling from the unit's storage tank after each addition of fuel to the tank, or sampling each delivery prior to combining it with fuel oil already in the intended storage tank).

(b) *Gaseous fuel:* If you elect not to demonstrate sulfur content using options in §60.4365, and the fuel is supplied without intermediate bulk storage, the sulfur content value of the gaseous fuel must be determined and recorded once per unit operating day.

(c) *Custom schedules:* Notwithstanding the requirements of paragraph (b) of this section, operators or fuel vendors may develop custom schedules for determination of the total sulfur content of gaseous fuels, based on the design and operation of the affected facility and the characteristics of the fuel supply. Except as provided in paragraphs (c)(1) and (c)(2) of this section, custom schedules shall be substantiated with data and shall be approved by the Administrator before they can be used to comply with the standard in §60.4330.

The District and EPA have previously approved a custom monitoring schedule of at least one per week. Then, if compliance with the fuel sulfur content limit is demonstrated for eight consecutive weeks, the monitoring frequency shall be at least once every six months. If any six month monitoring period shows an exceedance,

weekly monitoring shall resume. The following condition will ensure continued compliance with the requirements of this section:

- The sulfur content of each fuel source shall be: (i) documented in a valid purchase contract, a supplier certification, a tariff sheet or transportation contract, or (ii) monitored within 60 days after the end of commissioning period and weekly thereafter. If the sulfur content is less than or equal to 1.0 gr/100 dscf for eight consecutive weeks, then the monitoring frequency shall be every six months. If the result of any six month monitoring demonstrates that the fuel does not meet the fuel sulfur content limit, weekly monitoring shall resume until compliance is demonstrated for eight consecutive weeks. [District Rule 2201 and 40 CFR 60.4360, 60.4365(a) and 60.4370(c)]

Section 60.4380 – Excess NO_X Emissions and Monitor Downtime

Section 60.4380 establishes reporting requirements for periods of excess emissions and monitor downtime. Paragraph (a) lists requirements for operators choosing to monitor parameters associated with water or steam to fuel ratios. As discussed above, NCPA is not proposing to monitor parameters associated with water or steam to fuel ratios to predict NO_X emissions. Therefore, the requirements of this paragraph are not applicable and no further discussion is required.

Paragraph (b) states that for turbines using CEM's:

(1) An excess emissions is any unit operating period in which the 4-hour or 30-day rolling average NO_X emission rate exceeds the applicable emission limit in §60.4320. For the purposes of this subpart, a "4-hour rolling average NO_X emission rate" is the arithmetic average of the average NO_X emission rate in ppm or ng/J (lb/MWh) measured by the continuous emission monitoring equipment for a given hour and the three unit operating hour average NO_X emission rates immediately preceding that unit operating hour. Calculate the rolling average if a valid NO_X emission rate is obtained for at least 3 of the 4 hours. For the purposes of this subpart, a "30-day rolling average NO_X emission rate" is the arithmetic average of all hourly NO_X emission data in ppm or ng/J (lb/MWh) measured by the continuous emission monitoring equipment for a given day and the twenty-nine unit operating days immediately preceding that unit operating day. A new 30-day average is calculated each unit operating day as the average of all hourly NO_X emissions rates for the preceding 30 unit operating days if a valid NO_X emission rate is obtained for at least 75 percent of all operating hours.

NCPA has proposed to emit less than or equal to 2.0 ppmvd NOx @ 15% O_2, 15.54 lb-NOx/hr on 1-hour rolling average period. Emissions excess of these standards will constitute a violation of the permitted limits. These emissions standards and the averaging period are more stringent that of the ones listed above in section 40 CFR 60.4380(b)(1). Therefore, compliance with this section will be assured by complying with the permitted limit.

(2) A period of monitor downtime is any unit operating hour in which the data for any of the following parameters are either missing or invalid: NO_X concentration, CO_2 or O_2 concentration, fuel flow rate, steam flow rate, steam temperature, steam pressure, or megawatts. The steam flow rate, steam temperature, and steam pressure are only required if you will use this information for compliance purposes. The following permit condition is placed to assure compliance with this section.

- Monitor Downtime is defined as any unit operating hour in which the data for NOx, or O_2 concentrations is either missing or invalid. [40 CFR 60.4380(b)(2)]

(3) For operating periods during which multiple emissions standards apply, the applicable standard is the average of the applicable standards during each hour. For hours with multiple emissions standards, the applicable limit for that hour is determined based on the condition that corresponded to the highest emissions standard.

Paragraph (c) lists requirements for operators who choose to monitor combustion parameters that document proper operation of the NO_X emission controls. NCPA is not proposing to monitor combustion parameters that document proper operation of the NO_X emission controls. Therefore, the requirements of this paragraph are not applicable and no further discussion is required.

Section 60.4385 – Excess SO_X Emissions and Monitoring Downtime

Section 60.4385 states that if an operator chooses the option to monitor the sulfur content of the fuel, excess emissions and monitoring downtime are defined as follows:

(a) For samples of gaseous fuel and for oil samples obtained using daily sampling, flow proportional sampling, or sampling from the unit's storage tank, an excess emission occurs each unit operating hour included in the period beginning on the date and hour of any sample for which the sulfur content of the fuel being fired in the combustion turbine exceeds the applicable limit and ending on the date and hour that a subsequent sample is taken that demonstrates compliance with the sulfur limit.

(b) If the option to sample each delivery of fuel oil has been selected, you must immediately switch to one of the other oil sampling options (i.e., daily sampling, flow proportional sampling, or sampling from the unit's storage tank) if the sulfur content of a delivery exceeds 0.05 weight percent. You must continue to use one of the other sampling options until all of the oil from the delivery has been combusted, and you must evaluate excess emissions according to paragraph (a) of this section. When all of the fuel from the delivery has been burned, you may resume using the as-delivered sampling option.

(c) A period of monitor downtime begins when a required sample is not taken by its due date. A period of monitor downtime also begins on the date and hour of a required

sample, if invalid results are obtained. The period of monitor downtime ends on the date and hour of the next valid sample.

NCPA is expected to follow the definitions and procedures specified above for determining periods of excess SO_X emissions. Compliance is expected with this section.

Sections 60.4375 and 60.4395 – Reports Submittal

Section 60.4375(a) states that for each affected unit required to continuously monitor parameters or emissions, or to periodically determine the fuel sulfur content under this subpart, you must submit reports of excess emissions and monitor downtime, in accordance with §60.7(c). Excess emissions must be reported for all periods of unit operation, including start-up, shutdown, and malfunction.

Section 60.4375(b) states that for each affected unit that performs annual performance tests in accordance with §60.4340(a), you must submit a written report of the results of each performance test before the close of business on the 60th day following the completion of the performance test.

Section 60.4395 states All reports required under §60.7(c) must be postmarked by the 30th day following the end of each 6-month period.

NCPA is proposing to maintain records and submit reports in accordance with the requirements specified in these sections. The following condition will ensure compliance with the requirements of this section:

- The owner or operator shall submit a written report of CEMS operations for each calendar quarter to the APCO. The report is due on the 30th day following the end of the calendar quarter and shall include the following: Date, time intervals, data and magnitude of excess NOx emissions, nature and the cause of excess (if known), corrective actions taken and preventive measures adopted; Averaging period used for data reporting corresponding to the averaging period specified in the emission test period used to determine compliance with an emission standard; Applicable time and date of each period during which the CEM was inoperative, except for zero and span checks, and the nature of system repairs and adjustments; A negative declaration when no excess emissions occurred. [District Rule 1080 and 40 CFR 60.4375(a) and 60.4395]

Section 60.4400 – NO_X Performance Testing

Section 60.4400, paragraph (a) states that an operator must conduct an initial performance test, as required in §60.8. Subsequent NO_X performance tests shall be conducted on an annual basis (no more than 14 calendar months following the previous performance test).

Paragraphs (1), (2) and (3) set fourth the requirements for the methods that are to be used during source testing.

NCPA will be required to source test before the end of the commissioning period (i.e. 90 days of initial startup) and at least once every 12 months thereafter. They will be required to source test in accordance with the methods and procedures specified in paragraphs (1), (2), and (3). The following conditions will ensure compliance with the requirements of this section:

- Source testing to determine compliance with the NOx, CO, VOC and NH3 emission rates (lb/hr and ppmvd @ 15% O_2) and PM_{10} emission rate (lb/hr) shall be conducted before the end of commissioning period and at least once every 12 months thereafter. [District Rules 2201 and 4703, 40 CFR 60.4400(a)]

- The following test methods shall be used: NO_X - EPA Method 7E or 20 or CARB Method 100; CO - EPA Method 10 or 10B or CARB Method 100; VOC - EPA Method 18 or 25; PM10 - EPA Method 5 (front half and back half) or 201 and 202a; ammonia - BAAQMD ST-1B; and O_2 - EPA Method 3, 3A, or 20 or CARB Method 100. EPA approved alternative test methods as approved by the District may also be used to address the source testing requirements of this permit. [District Rules 1081 and 4703 and 40 CFR 60.4400(1)(i)]

Section 60.4405 – Initial CEMS Relative Accuracy Testing

Section 60.4405 states that if you elect to install and certify a NO_X-diluent CEMS, then the initial performance test required under §60.8 may be performed in the alternative manner described in paragraphs (a), (b), (c) and (d). NCPA has not indicated that they would like to perform the initial performance test of the CEMS using the alternative methods described in this section. Therefore, the requirements of this section are not applicable and no further discussion is required.

Section 60.4410 – Parameter Monitoring Ranges

Section 60.4410 sets fourth requirements for operators that elect to monitor combustion parameters or parameters indicative of proper operation of NO_X emission controls. As discussed above, NCPA is proposing to install a CEMS system to monitor the NO_X emissions for the turbine and is not proposing to monitor combustion parameters or parameters indicative of proper operation. Therefore, the requirements of this section are not applicable and no further discussion is required.

Section 60.4415– SO_X Performance Testing

Section 60.4415 states that an operator must conduct an initial performance test, as required in §60.8. Subsequent SO_2 performance tests shall be conducted on an annual basis (no more than 14 calendar months following the previous performance test). There are three methodologies that you may use to conduct the performance tests.

(1) If you choose to periodically determine the sulfur content of the fuel combusted in the turbine, a representative fuel sample would be collected following ASTM D5287 (incorporated by reference, see §60.17) for natural gas or ASTM D4177 (incorporated by reference, see §60.17) for oil. Alternatively, for oil, you may follow the procedures for manual pipeline sampling in section 14 of ASTM D4057 (incorporated by reference, see §60.17). The fuel analyses of this section may be performed either by you, a service contractor retained by you, the fuel vendor, or any other qualified agency. Analyze the samples for the total sulfur content of the fuel using:

(i) For liquid fuels, ASTM D129, or alternatively D1266, D1552, D2622, D4294, or D5453 (all of which are incorporated by reference, see §60.17); or

(ii) For gaseous fuels, ASTM D1072, or alternatively D3246, D4084, D4468, D4810, D6228, D6667, or Gas Processors Association Standard 2377 (all of which are incorporated by reference, see §60.17).

NCPA is expected to periodically determine the sulfur content of the fuel combusted in the turbine when valid purchase contracts, tariff sheets or transportation contract are not available. The sulfur content will be determined using the methods specified above. The following condition will ensure compliance with the requirements of this section:

- Fuel sulfur content shall be monitored using one of the following methods: ASTM Methods D1072, D3246, D4084, D4468, D4810, D6228, D6667 or Gas Processors Association Standard 2377. [40 CFR 60.4415(a)(1)(i)]

Methodologies (2) and (3) are applicable to operators that elect to measure the SO_2 concentration in the exhaust stream. NCPA is not proposing to measure the SO_2 in the exhaust stream of the turbine. Therefore, the requirements of these methodologies are not applicable and no further discussion is required.

Compliance is expected with this Subpart.

N-2697-7-0

40 CFR Part 60 Subpart Dc – Standards of Performance for Small Industrial-Commercial-Institutional Steam Generating Units

This subpart applies to steam generating units that are constructed, reconstructed, or modified after 6/9/89 and have a maximum design heat input capacity of 100 MMBtu/hr or less, but greater than or equal to 10 MMBtu/hr. Subpart Dc has standards for SO_X and PM_{10}.

60.42c – Standards for Sulfur Dioxide

Since coal is not combusted in the proposed boiler, the requirements of this section are not applicable.

60.43c – Standards for Particulate Matter

The boiler is not fired on coal, combusts mixtures of coal with other fuels, combusts wood, combusts mixtured of wood with other fuels, or oil; therefore it will not be subject to the requirements of this section.

60.44c – Compliance and Performance Tests Methods and Procedures for Sulfur Dioxide

The proposed boiler is not subject to the sulfur dioxide requirements of this subpart. Therefore, this section is not applicable to this unit.

60.45c – Compliance and Performance Test Methods and Procedures for Particulate Matter

The proposed boiler is not subject to the particulate matter requirements of this subpart. Therefore, this section is not applicable to this unit.

60.46c – Emission Monitoring for Sulfur Dioxide

The proposed boiler is not subject to the sulfur dioxide requirements of this subpart. Therefore, this section is not applicable to this unit.

60.47c – Emission Monitoring for Particulate Matter

The proposed boiler is not subject to the particulate matter requirements of this subpart. Therefore, this section is not applicable to this unit.

60.48c – Reporting and Recordingkeeping Requirements

Section 60.48c (a) states that the owner or operator of each affected facility shall submit notification of the date of construction or reconstruction, anticipated startup, and actual startup, as provided by §60.7 of this part. This notification shall include:

(1) The design heat input capacity of the affected facility and identification of fuels to be combusted in the affected facility.

The design heat input capacity and type of fuel combusted at the facility will be listed on the unit's equipment description. No conditions are required to show compliance with this requirement.

(2) If applicable, a copy of any Federally enforceable requirement that limits the annual capacity factor for any fuel mixture of fuels under §60.42c or §40.43c.

This requirement is not applicable since the units are not subject to §60.42c or §60.43c.

(3) The annual capacity factor at which the owner or operator anticipates operating the affected facility based on all fuels fired and based on each individual fuel fired.

The facility has not proposed an annual capacity factor; therefore one will not be required.

(4) Notification if an emerging technology will be used for controlling SO_2 emissions. The Administrator will examine the description of the control device and will determine whether the technology qualifies as an emerging technology. In making this determination, the Administrator may require the owner or operator of the affected facility to submit additional information concerning the control device. The affected facility is subject to the provisions of §60.42c(a) or (b)(1), unless and until this determination is made by the Administrator

This requirement is not applicable since the units will not be equipped with an emerging technology used to control SO_2 emissions.

Section 60.48c(g) states that the owner or operator of each affected facility shall record and maintain records of the amounts of each fuel combusted during each day. The following conditions will be listed in the permit to assure compliance with this section.

- A non-resettable, totalizing mass or volumetric fuel flow meter to measure the amount of fuel combusted in the unit shall be installed, utilized and maintained. [District Rule 2201, 40 CFR 60.48(c)(g)]

- The permittee shall maintain daily records of the type and quantity of fuel combusted by the boiler. [District Rule 2201, 40 CFR 60.48(c)(g)]

Section 60.48c(i) states that all records required under this section shall be maintained by the owner or operator of the affected facility for a period of two years following the date of such record. District Rule 4306 requires that all records shall be kept for at least five years. Therefore, compliance is expected with this section.

Rule 4002 National Emissions Standards for Hazardous Air Pollutants (NESHAP)

Pursuant to Section 2.0, "All sources of hazardous air pollution shall comply with the standards, criteria, and requirements set forth therein". Therefore, the requirements of this rule apply to this facility. However, there are no applicable requirements for a non-major HAPs source.

As discussed under Rule 2550, NCPA is not a major HAP source; therefore, no actions are necessary to determine compliance with this rule.

Rule 4101 Visible Emissions

District Rule 4101, Section 5.0, indicates that no air contaminant shall be discharged into the atmosphere for a period or periods aggregating more than three minutes in any one hour, which is dark or darker than Ringelmann 1 or equivalent to 20% opacity. The following condition will be placed on each permit:

- No air contaminant shall be discharged into the atmosphere for a period or periods aggregating more than three minutes in any one hour which is as dark as, or darker than, Ringelmann 1 or 20% opacity. [District Rule 4101]

Compliance is expected with this Rule.

Rule 4102 Nuisance

Section 4.0 prohibits discharge of air contaminants, which could cause injury, detriment, nuisance or annoyance to the public. Public nuisance conditions are not expected as a result of operating the proposed boilers provided the equipment is well maintained. Therefore, compliance with this rule is expected. The following condition will be placed on each permit:

- No air contaminant shall be released into the atmosphere, which causes a public nuisance. [District Rule 4102]

California Health & Safety Code 41700

District Policy APR 1905 - Risk Management Policy for Permitting New and Modified Sources specifies that for an increase in emissions associated with a proposed new source or modification, the District perform an analysis to determine the possible impact to the nearest resident or worksite. The risk management review (RMR) summary is as follows:

Category	Units (5-0, 6-0, 7-0)	Project Total	Facility Total
Prioritization Score	0.95	0.95	N/A
Acute Hazard Index	0.01	0.01	0.01
Chronic Hazard Index	0.00	0.00	0.00
Maximum Individual Cancer Risk	5.41E-07	5.41E-07	5.41E-07
T-BACT Required?	No		
Special Conditions Required?	No		

The acute and chronic indices are below 1.0; and the maximum individual cancer risk associated with the project is 5.41E-07, which is less than 1.0 in a million threshold. In accordance with the District's Risk Management Policy, the unit is approved without toxic Best Available Control Technology (T-BACT).

Please refer to Attachment F for health risk assessment.

California Health & Safety Code, Section 44300 (Air Toxic "Hot Spots")

Section 44300 of the California Health and Safety Code requires submittal of an air toxics "Hot Spot" information and assessment report for sources with criteria pollutant emissions greater than 10 tons per year. However, Section 44344.5 (b) states that a new facility shall not be required to submit such a report if all of the following conditions are met:

1. The facility is subject to a district permit program established pursuant to Section 42300.

2. The district conducts an assessment of the potential emissions or their associated risks, and finds that the emissions will not result in a significant risk.

3. The district issues a permit authorizing construction or operation of the new facility.

A health risk screening assessment was performed for the proposed project. The acute and chronic hazard indices are less than 1.0 and the cancer risk is less than ten (10) in a million, which are the thresholds of significance for toxic air contaminants. This project qualifies for exemption per the above exemption criteria.

Compliance is expected with this Rule.

Rule 4201 Particulate Matter Concentration

Section 3.0 prohibits discharge of dust, fumes, or total particulate matter into the atmosphere from any single source operation in excess of 0.1 grain per dry standard cubic foot.
N-2697-5-0

The exhaust flow rate at maximum load will be 1,185,012 acfm at 186°F. The moisture content in the exhaust is expected to be 8.3%. Therefore, the exhaust particulate matter emission concentration at 60°F is:

$$PM\left(\frac{gr}{dscf}\right) = \frac{\left(9.0\frac{lb-PM}{hr}\right)\left(7{,}000\frac{gr-PM}{lb-PM}\right)\left(\frac{hr}{60\ min}\right)}{\left(1{,}185{,}012\frac{ft^3}{min}\right)\left(\frac{460+60}{460+186}\right)(1-0.083)} = 0.001\frac{gr-PM}{dscf}$$

Since 0.001 gr/dscf is less than 0.1 gr/dscf, compliance is expected with this Rule.

N-2697-6-0

The exhaust flow rate is expected to be 165,714 acfm at 89°F. Moisture content is estimated to be 13%. Therefore, the exhaust particulate matter emission concentration at 60°F is:

$$PM\left(\frac{gr}{dscf}\right) = \frac{\left(0.93\frac{lb-PM}{hr}\right)\left(7{,}000\frac{gr-PM}{lb-PM}\right)\left(\frac{hr}{60\ min}\right)}{\left(165{,}714\frac{ft^3}{min}\right)\left(\frac{460+60}{460+89}\right)(1-0.13)} = 0.0008\frac{gr-PM}{dscf}$$

Since 0.0008 gr/dscf is less than 0.1 gr/dscf, compliance is expected with this Rule.

N-2697-7-0

F-Factor: 8,578 dscf/MMBtu at 60°F (natural gas)
PM_{10} Emission Factor: 0.0076 lb-PM_{10}/MMBtu (From Section VII.B)
Percentage of PM as PM_{10} in Exhaust: 100%

$$PM\left(\frac{gr}{dscf}\right) = \frac{\left(0.0076\frac{lb-PM}{hr}\right)\left(7{,}000\frac{gr-PM}{lb-PM}\right)\left(\frac{hr}{60\ min}\right)}{\left(8{,}578\frac{ft^3}{min}\right)} = 0.0062\frac{gr-PM}{dscf}$$

The following condition will be listed on each permit:

- Particulate matter emissions shall not exceed 0.1 grains/dscf in concentration. [District Rule 4201]

Compliance is expected with this Rule.

Rule 4301 Fuel Burning Equipment

The provisions of this rule shall apply to any fuel burning equipment except air pollution control equipment which is exempted according to Section 4.0. Fuel burning equipment is defined as any furnace, boiler, apparatus, stack, and all appurtenances thereto, used in the process of burning fuel for the primary purpose of producing heat or power by indirect heat transfer.

The requirements of section 5.0 are as follows:

- Combustion contaminates (TSP) - Not to exceed 0.1 gr/dscf @ 12% CO_2 and 10 lb/hr.
- SO_x emissions - Not to exceed 200 lb/hr

- NO_x emissions - Not to exceed 140 lb/hr

N-2697-5-0

CTG primarily produce power mechanically, i.e. the products of combustion pass directly across the turbine blades which causes the turbine shaft to rotate. The turbine shaft is coupled to an electrical generator shaft, which rotates and produces electricity. Because the CTG primarily produce power by mechanical means, it does not meet the definition of fuel burning equipment (stated above). Therefore, Rule 4301 does not apply to the affected equipment and no further discussion is required.

N-2697-6-0

This rule is not applicable to the proposed cooling tower.

N-2697-7-0

$$PM\left(\frac{gr}{dscf}\right) = \frac{\text{PM Emissions}\left(\frac{lb-PM}{MMBtu}\right)\times 7{,}000\,\frac{gr-PM}{lb-PM}}{F_{factor\ CO_2}\left(\frac{dscf}{MMBtu}\right)\times\left(\frac{100\%}{12\%}\right)}$$

$$= \frac{\left(0.0076\,\frac{lb-PM}{MMBtu}\right)\left(7{,}000\,\frac{gr-PM}{lb-PM}\right)}{\left(1{,}024.2\,\frac{dscf}{MMBtu}\right)\left(\frac{100\%}{12\%}\right)}$$

$$= 0.0062\,\frac{gr-PM}{dscf}$$

Per section VII.C.1 of this document, the emission rates are as follows:

PE = 0.28 lb-PM/hr (Percentage of PM as PM_{10} in Exhaust: 100%)
PE = 0.10 lb-SOx/hr
PE = 0.29 lb-NOx/hr

The proposed emissions are below the limits of this Rule; therefore, compliance is expected.

Rule 4304 Equipment Tuning Procedure for Boilers, Steam Generators and Process Heaters

Pursuant to District Rules 4305 and 4306, Section 6.3.1, the boiler is not required to be tuned since the company has proposed to use District approved Alternate Monitoring scheme "A" (District Policy SSP-1105) where the applicable emission limits are periodically monitored. Therefore, the proposed boiler is not subject to this rule.

Rule 4305 Boilers, Steam Generators and Process Heaters – Phase 2

Since the emission limits of District Rule 4306 and all other requirements are equivalent or more stringent than District Rule 4305 requirements, compliance with District Rule 4306 requirements will satisfy requirements of District Rule 4305.

Rule 4306 Boilers Steam Generators and Process Heaters – Phase 3

Applicability

This rule applies to any gaseous fuel or liquid fuel fired boiler, steam generator, or process heater with a total rated heat input greater than 5 million Btu per hour.

The proposed boiler is rated at a heat input rate of 36.5 MMBtu/hr. Therefore, this unit is subject to the requirements of this Rule.

NOx and CO Emission Limits

Section 5.1.1 requires that the proposed boiler shall not emit more than 9 ppmvd NOx @ 3% O_2 and 400 ppmvd CO @ 3% O_2. NCPA has proposed to meet less than or equal to 7.0 ppmvd NOx @ 3% O_2 and 50 ppmvd CO @ 3% O_2. Therefore, compliance is expected with this section.

Section 5.2 lists the requirements for boilers limited to a heat input rate of less than 9 billion Btu per calendar year. This boiler is not limited to a heat input rate of less than 9 billion Btu per calendar year. Therefore, this section is not applicable to this unit.

Section 5.3 states that the NOx and CO emission limits shall not apply to this unit during start-up and shutdown period provided that the duration of each start-up or each shutdown is not greater than 2.0 hours, and the emission control system is utilized during these periods. The permittee may request more than 2.0 hours for each start-up or each shutdown as outlined under section 5.3.3. Per boiler manufacturers, low NOx burners achieve their rated emissions within one to two minutes of initial startup and do not require a special shutdown procedure. Because of the short duration before achieving the rated emissions following startup, the unit will be subject to the applicable emission limits of Sections 5.1 while in operation.

Monitoring Provisions

Section 5.4.1 requires the operator to install and maintain a non-resettable, totalizing mass or volumetric flow meter for the units which simultaneous uses gaseous and liquid fuels and are subject to the requirements of Section 5.1. NCPA is proposing to use gaseous fuel only. Therefore, they are not required to install and maintain the meter due to this section.

Section 5.4.2 requires monitoring of NOx, CO and O2 concentrations using CEMS, or an APCO approved alternate monitoring system. NCPA has proposed to use pre-approved alternate monitoring scheme "A" of District Policy SSP-1105, which requires periodic monitoring of NO_X, CO, and O_2 exhaust emissions concentrations, using a portable analyzer. The following conditions will be listed on the permit to ensure on-going compliance with NOx and CO emissions.

- The permittee shall monitor and record the stack concentration of NOx, CO and O2 at least once during each month in which source testing is not performed. NOx, CO and O2 monitoring shall be conducted utilizing a portable analyzer that meets District specifications given in District Policy SSP-1105. Monitoring shall not be required if unit is not in operation, i.e. the unit need not be started solely to perform monitoring. Monitoring shall be performed within 5 days of restarting the unit(s) unless it has been performed within the last month. [District Rules 4305, 4306 and 4320]

- If the NOx or CO concentrations, as measured by the portable analyzer exceed the permitted emission levels, the permittee shall return the emissions to within the acceptable range as soon as possible, but no longer than 1 hour of operation after detection. If the portable analyzer show that emissions continue to exceed the allowable levels after 1 hour of operation following detection, the permittee shall notify the District within the following 1 hour and conduct a certified source test within 60 days of the first exceedance. In lieu of conducting a source test, the permittee may stipulate a violation has occurred, subject to enforcement action. The permittee must then correct the violation, show compliance has been re-established, and resume monitoring procedures. If the deviations are the result of a qualifying breakdown condition pursuant to Rule 1100, the permittee may fully comply with Rule 1100 in lieu of the performing the notification and testing required by this condition. [District Rules 4305, 4306 and 4320]

- The permittee shall maintain records of: (1) permit number of the unit(s) operating during monitoring, (2) the date and time of NOx, CO and O2 measurements, (3) the O2 concentration in percent and the measured NOx and CO concentrations corrected to 3% O2, (4) make and model of exhaust gas analyzer, (5) exhaust gas analyzer calibration records, and (7) a description of any corrective action taken to maintain the emissions within the acceptable range. [District Rules 4305, 4306 and 4320]

Compliance Determination

Section 5.5.1 states the operator of any unit have the option of complying with either the applicable heat input (lb/MMBtu) emission limits or the concentration (ppmv) emission limit. NCPA has proposed to comply with the concentrations (ppmv) limit. Therefore, compliance is expected with this section.

Section 5.5.2 requires all emissions measurements shall be made with the unit operating either at conditions representative of normal operations or conditions specified in the Permit to Operate. No determination of compliance shall be established within two hours after a continuous period in which fuel flow to the unit is shut off for 30 minutes or longer, or within 30 minutes after a re-ignition as defined in Section 3.0. Therefore, the following condition will be listed on the permit:

- All emissions measurements shall be made with the unit operating either at conditions representative of normal operations or conditions specified in the Permit to Operate. No determination of compliance shall be established within two hours after a continuous period in which fuel flow to the unit is shut off for 30 minutes or longer, or within 30 minutes after a re-ignition as defined in Section 3.0 of District Rule 4306. [District Rules 4305, 4306 and 4320]

Section 5.5.3 states that all CEM data shall be averaged over a period of 15-consecutive minutes to demonstrate compliance with the applicable emission limits in this rule. NCPA is not proposing to use CEMS, rather they are proposing to use a portable analyzer on monthly basis. Therefore, they are not subject to the requirements of this section.

Section 5.5.4 requires emissions monitoring pursuant to Sections 5.4.2, 5.4.2.1, and 6.3.1 using a portable NO_X analyzer as part of an APCO approved Alternate Emissions Monitoring System, emission readings shall be averaged over a 15 consecutive-minute period by either taking a cumulative 15-consecutive-minute sample reading or by taking at least five readings evenly spaced out over the 15-consecutive-minute period. The following condition will be listed on the permit:

- All alternate monitoring parameter emission readings shall be taken with the units operating either at conditions representative of normal operations or conditions specified in the permit-to-operate. The analyzer shall be calibrated, maintained, and operated in accordance with the manufacturer's specifications and recommendations or a protocol approved by the APCO. Emission readings taken shall be averaged over a 15 consecutive-minute period by either taking a cumulative 15 consecutive-minute sample reading or by taking at least five readings, evenly spaced out over the 15 consecutive-minute period. [District Rules 2201, 4305, 4306 and 4320]

Section 5.5.5 requires that for emissions source testing performed pursuant to Section 6.3.1 for the purpose of determining compliance with an applicable standard or numerical limitation of this rule, the arithmetic average of three 30-consecutive-minute test runs shall apply. If two of three runs are above an applicable limit the test cannot be used to demonstrate compliance with an applicable limit. Therefore, the following permit condition will be listed on the permit as follows:

- For emissions source testing, the arithmetic average of three 30-consecutive-minute test runs shall apply. If two of three runs are above an applicable limit the test

cannot be used to demonstrate compliance with an applicable limit. [District Rules 4305, 4306 and 4320]

Recordkeeping

Section 6.1 requires that the records required by Sections 6.1.1 through 6.1.3 shall be maintained for five calendar years and shall be made available to the APCO upon request. Failure to maintain records or information contained in the records that demonstrate noncompliance with the applicable requirements of this rule shall constitute a violation of this rule. The following condition will be listed on the permit:

- All records shall be maintained and retained on-site for a minimum of five years, and shall be made available for District inspection upon request. [District Rules 1070, 4305, 4306 and 4320]

Test Methods

Section 6.2 identifies the test methods for NOx, CO, O2 concentrations. The following conditions will be listed on each permit.

- Source testing shall be conducted using the methods and procedures approved by the District. The District must be notified at least 30 days prior to any compliance source test, and a source test plan must be submitted for approval at least 15 days prior to testing. [District Rule 1081]
- NOx emissions for source test purposes shall be determined using EPA Method 7E or CARB Method 100 on a ppmv basis. [District Rules 4305, 4306 and 4320]
- CO emissions for source test purposes shall be determined using EPA Method 10 or CARB Method 100. [District Rules 4305, 4306 and 4320]
- Stack gas oxygen (O2) shall be determined using EPA Method 3 or 3A or CARB Method 100. [District Rules 4305, 4306 and 4320]

Compliance Testing

Section 6.3.1 requires that this unit be tested to determine compliance with the applicable requirements of section 5.1 and 5.2.3 not less than once every 12 months. Upon demonstrating compliance on two consecutive compliance source tests, the following source test may be deferred for up to thirty-six months. The following permit conditions will be listed on the permit as follows:

- Source testing to measure NOx and CO emissions from this unit while fired on natural gas shall be conducted before the end of commissioning period of the gas turbine system. [District Rules 2201, 4305, 4306 and 4320]

- Source testing to measure NOx and CO emissions from this unit while fired on natural gas shall be conducted at least once every twelve (12) months. After demonstrating compliance on two (2) consecutive annual source tests, the unit shall be tested not less than once every thirty-six (36) months. If the result of the 36-month source test demonstrates that the unit does not meet the applicable emission limits, the source testing frequency shall revert to at least once every twelve (12) months. [District Rules 4305, 4306 and 4320]
- The results of each source test shall be submitted to the District within 60 days thereafter. [District Rule 1081]

Section 6.3.2 lists compliance testing procedure for units that represent a group of units. NCPA will have only one boiler and they have proposed to test it in accordance with section 6.3.1. No further discussion is necessary.

Emission Control Plan

Section 6.4 requires that the operator of any unit shall submit to the APCO for approval an Emissions Control Plan according to the compliance schedule in Section 7.0 of District Rule 4306.

The permit application for the proposed boiler satisfies the requirements of the Emission Control Plan, as listed in Section 6.4 of District Rule 4306. No further discussion is necessary.

Compliance Schedule

Section 7.0 indicates that an operator with multiple units at a stationary source shall comply with this rule in accordance with the schedule specified in Table 2, Section 7.1 of District Rule 4306.

The unit will be in compliance with the emissions limits listed in Table 1, Section 5.1 of this rule, and periodic monitoring and source testing as required by District Rule 4306. Therefore, requirements of the compliance schedule, as listed in Section 7.1 of District Rule 4306, are satisfied. No further discussion is required.

Compliance is expected with this Rule.

Rule 4320 Advanced Emission Reduction Options for Boilers, Steam Generators, and Process Heaters greater than 5.0 MMBtu/hr

Applicability

Section 2.0 states that this rule applies to any gaseous fuel or liquid fuel fired boiler, steam generator, or process heater with a total rated heat input greater than 5 million Btu per hour.

The proposed boiler is rated at greater than 5 MMBtu/hr. Therefore, this unit is subject to the requirements of this Rule.

NOx, CO, PM Emission Limits

Section 5.1 states that an operator of a unit(s) subject to this rule shall comply with all applicable requirements of the rule and one of the following, on a unit-by-unit basis:

- Operate the unit to comply with the emission limits specified in Sections 5.2 and 5.4; or

- Pay an annual emissions fee to the District as specified in Section 5.3 and comply with the control requirements specified in Section 5.4; or

- Comply with the applicable Low-use Unit requirements of Section 5.5.

NCPA has chosen to comply with the emission limits specified in Section 5.2 and 5.4. These limits are summarized below:

NOx: 7.0 ppmvd @ 3% O_2
CO: 400 ppmvd @ 3% O_2
Particulate Matter: Use PUC-quality natural gas, commercial propane, butane, or LPG, or combination of such gases with fuel sulfur content of 5 grains/100 scf or less.

NCPA has proposed the following emission limits:

NOx: 7.0 ppmvd @ 3% O_2
CO: 50 ppmvd @ 3% O_2
Particulate Matter: Use PUC-regulated natural gas with fuel sulfur content of 1.0 grains/100 scf or less.

Compliance is expected with this section.

Section 5.6 states that the NOx and CO emission limits shall not apply to this unit during start-up and shutdown period provided that the duration of each start-up or each shutdown is not greater than 2.0 hours, and the emission control system is utilized during these periods. The permittee may request more than 2.0 hours for each start-up or each shutdown as outlined under section 5.6.3. Per boiler manufacturers, low NOx burners achieve their rated emissions within one to two minutes of initial startup and do not require a special shutdown procedure. Because of the short duration before achieving the rated emissions following startup, the unit will be subject to the applicable emission limits of Section 5.2 while in operation.

Monitoring Provisions

NOx, CO and O_2 monitoring provisions of this Rule are similar to that of Rule 4306. NCPA has proposed a monitoring scheme that complies with the requirements of this Rule. Thus, compliance is expected with this section.

Section 5.7.6 requires the operator to provide annual fuel sulfur content analysis. The following condition will be placed on the permit:

- The owner or operator shall submit an analysis showing the fuel's sulfur content at least once every year. Valid purchase contracts, supplier certifications, tariff sheets, or transportation contacts may be used to satisfy this requirement, provided they establish the fuel's sulfur content. [District Rule 4320]

- Fuel sulfur content shall be determined using EPA Method 11 or EPA Method 15 or District, CARB and EPA approved alternative methods. [District Rule 4320]

Compliance Determination

Compliance determination requirements of this Rule are similar to that of Rule 4306. The permittee is required to demonstrate compliance with Rule 4306. Thus, compliance is expected with this section.

Recordkeeping

Recordkeeping requirements of this Rule are similar to that of Rule 4306. NCPA is required to keep all records for a period of at least five years. Thus, compliance is expected with this Rule.

Test Methods

Test Methods in this Rule are similar to the ones listed in Rule 4306. NCPA is expected to use these tests to demonstrate compliance with the proposed emission limits.

Compliance Testing

Compliance testing requirements of this Rule are similar to that of Rule 4306. Since the permittee is expected to demonstrate compliance with Rule 4306, compliance is expected with this section.

Emission Control Plan

Section 6.4 requires that no later than January 1, 2010, the operator of any unit shall submit to the APCO for approval an Emissions Control Plan according to the compliance schedule in Section 7.0.

The permit application for the proposed boiler satisfies the requirements of the Emission Control Plan, as listed in Section 6.4 of this Rule. No further discussion is necessary.

Compliance Schedule

The earliest compliance deadline to comply with the requirements of this Rule is July 1, 2010. The proposed boiler is expected to be operated in compliance with this Rule.

Compliance is expected with this Rule.

Rule 4351 Boilers Steam Generators and Process Heaters – Phase 1

This rule applies to boilers, steam generators, and process heaters at NO_x Major Sources that are not located west of Interstate 5 in Fresno, Kings, or Kern counties. This boiler will be located in the San Joaquin County. Therefore, compliance with this rule is expected.

Rule 4703 Stationary Gas Turbines

Applicability

Section 2.0 of this rule states that the provisions of this rule apply to all stationary gas turbine systems, which are subject to District permitting requirements, and with ratings equal to or greater than 0.3 megawatt (MW) or a maximum heat input rating of more than 3,000,000 Btu per hour, except as provided in Section 4.0.

The proposed CTG will have a heat input rate of 2,142 MMBtu per hour. Therefore, the proposed system is subject to the requirements of this rule.

Section 5.1 – NO_X Emission Requirements

Section 5.1.1 (Tier 1) of this rule limits the NO_X emissions from stationary gas turbine system greater than 10 MW, and equipped with Selective Catalytic Reduction (SCR). Since the proposed turbine will meet more stringent Tier 2 emission requirements in Section 5.1.2, compliance with this section is assured.

Section 5.1.2 (Tier 2) of this rule limits the NO_X emissions from combined cycle, stationary gas turbine system rated at greater than 10 MW to 5 ppmv @ 15% O_2 (Standard Option) and 3 ppmv @ 15% O_2 (Enhanced Option). Section 7.2.1 (Table 7-1) sets a compliance date of April 30, 2004 for the Standard Option and Section 7.2.4 sets a compliance date of April 30, 2008 for the Enhanced Option. As discussed above, the proposed turbine system will be limited to 2.0 ppmv @ 15% O_2 (based on a 1-hour average); therefore compliance with this section is expected. The following conditions will be placed on the permit:

- Except during startup and shutdown periods, emissions from the gas turbine system shall not exceed any of the following limits: NOx (as NO2) – 15.54 lb/hr and 2.0

ppmvd @ 15% O2; CO – 9.46 lb/hr and 2.0 ppmvd @ 15% O2; VOC (as methane) – 3.79 lb/hr and 1.4 ppmvd @ 15% O2; PM10 – 9.0 lb/hr; or SOx (as SO2) – 6.10 lb/hr. NOx (as NO2) emission limits are based on 1-hour rolling average period. All other emission limits are based on 3-hour rolling average period. [District Rules 2201, 4001 and 4703]

Section 5.2 – CO Emission Requirements

Per Table 5-4 of section 5.2, the CO emissions concentration from the proposed gas turbine system must be less than 25 ppmvd @ 15% O_2. Rule 4703 does not include a specific averaging period requirement for demonstrating compliance with the CO emission limit. The District practice is to require CO emissions compliance demonstration on 3-hour rolling average period.

NCPA has proposed to emit less than or equal to 2 ppmvd CO @ 15% O_2 on 3-hour rolling average period. Thus, compliance is expected with this section. Refer to the conditions shown in Section 5.1.2 (above).

Section 5.3 – Transitional Operation Periods

This section states that the emission limit requirements of Sections 5.1.1, 5.1.2 or 5.2 shall not apply during a transitional operation period, which includes bypass transition period, primary re-ignition period, reduced load period, start-up or shutdown (each term is defined in Section 3.0 of Rule 4703), provided an operator complies with the requirements of section 5.3.1 which are outlined below:

5.3.1.1 The duration of each startup or each shutdown shall not exceed two hours.
5.3.1.2 For each bypass transition period, the requirements specified in Section 3.2 shall be met.
5.3.1.3 For each primary re-ignition period, the requirements specified in Section 3.20 shall be met.
5.3.1.4 Each reduced load period shall not exceed one hour.

NCPA has proposed to incorporate startup and shutdown provisions into the operating requirements for the proposed gas turbine system. The duration of startup and shutdown will last no more than 3.0 hours per event.

Since the proposed duration exceeds the time specified in Section 5.3.1.1, the facility must meet the requirements of Section 5.3.3.

Section 5.3.1.2 requires the operator to meet the requirements of Section 3.2 for each bypass transition period.

Per NCPA's consultant, the exhaust from the CTG is vented into the HRSG. There is no bypass exhaust stack. Therefore, this turbine system is not required to meet any bypass transition period requirements.

Section 5.3.1.3 requires the permittee to meet the requirements in Section 3.20 for each primary re-ignition period. Section 3.20 defines the primary re-ignition period and requires the following:

- The duration of a primary re-ignition shall not exceed one hour
- NOx emissions shall not exceed 15 ppmvd @ 15% O_2, average over one-hour
- CO emissions shall not exceed 25 ppmvd @ 15% O_2

Per NCPA's consultant, the DLN combustor system that will be used for this project is designed so that it would not require re-ignition as defined in this rule. A failure of the Frame 7 DLN combustor system would result in a turbine shutdown. Therefore, no condition related to primary re-ignition will be listed on the permit.

Section 5.3.1.4 requires that each reduced load period shall not exceed one hour. Reduced load period is defined as the time during which a gas turbine is operated at less than rated capacity in order to change the position of the exhaust gas diverter gate.

Per NCPA, the LEC gas turbine will not be equipped with an exhaust gas diverter gate. Therefore, no condition related to "reduced load period" is needed in the permit.

Section 5.3.2 requires that emission control system shall be in operation and emissions shall be minimized insofar as technologically feasible during each transitional period (in this case it would be startup, shutdown, reduced load period and primary re-ignition period). The following condition will be listed on the permit:

- The emission control systems shall be in operation and emissions shall be minimized insofar as technologically feasible during startup and shutdown. [District Rule 4703, 5.3.2]

Section 5.3.3 states that at a minimum, a justification for the increased duration shall include the following:

<u>A clear identification of the control technologies or strategies to be utilized; and</u>

The control technologies and strategies to be utilized to minimize emissions during the startup period are as follows:

- Siemens "Flex Plant 30" technology, including an auxiliary boiler to preheat fuel and provide steam turbine sealing steam prior to CTG startup
- Dry low-NOx combustors in the CTG
- Oxidation catalyst in the HRSG
- SCR in the HRSG
- Good combustion practices

- Upon startup, the ammonia injection upstream of the SCR catalyst will be started as soon as the catalyst and ammonia injection system warm to their minimum operating temperatures as specified by the SCR vendor

A description of what physical conditions prevail during the period that prevent the controls from being effective; and

The combined-cycle equipment startup duration depends on how fast the high pressure steam drum and the steel walls of the steam turbine can be warmed to operating temperature without generating stress cracks or otherwise damaging the equipment. During a cold startup, in which the *CTG/HRSG* have been shut down for more than 120 hours, the HRSG and steam turbine parts are at ambient temperature and there is a great deal of thermal mass that must be heated. Once the high-pressure steam drum is heated, steam developed in the HRSG from the heated turbine exhaust is admitted into the steam turbine at a controlled temperature to heat it as rapidly as possible without causing stress cracking. The steam temperature is controlled by limiting the load on the gas turbine. At the lower load points, the gas turbine is tuned for combustion stability and not for emissions performance, so uncontrolled emissions at low loads are much higher than uncontrolled emissions at typical operating loads (above about 50%). The allowable rate of temperature increase at the steam turbine is the limiting factor in determining how quickly the gas turbine can achieve higher loads. This, in turn, limits how quickly the gas turbine combustor can be brought up to this minimum load point and this latter step is necessary for the unit to be able to comply with the limits of Rule 4703.

A reasonably precise estimate as to when the physical conditions will have reached a state that allows for the effective control of emissions; and

Startup information provided by the turbine and HRSG vendors indicates that for a cold startup, a minimum of 4-5 hours is required for the unit to come into compliance with the limits of Rule 4703. Because NCPA is proposing to use "Flex Plant 30" faster startup technology for this project, it is expected that startups of the proposed CTG will be 3.0 hours (or less). The faster startup package, which includes a modified HRSG design and an auxiliary boiler, is designed to allow faster heating of the HRSG and earlier startup of the steam turbine, significantly reducing startup times. However, because no Siemens Flex Plant configuration plants have yet been built or operated, no in-use operating data are yet available to allow observation and evaluation of the actual times required for the unit to come into compliance during a startup. For this reason, the District has allowed NCPA to establish startup time limits for each type of startup mode (cold, warm, hot) based on operating experience in the first 12-months following the end of the commissioning activities.

A detailed list of activities to be performed during the period and a reasonable explanation for the length of time needed to complete each activity; and

The facility has provided the District with a detailed list of activities to be performed during the period and a reasonable explanation for the length of time needed to complete each activity.

A description of the material process flow rates and system operating parameters, etc., the operator plans to evaluate during the process optimization; and an explanation of how the activities and process flow affect the operation of the emissions control equipment; and

The startup duration depends on the allowable ramp rate of the steam temperature to the steam turbine, which depends on the acceptable rate of increase of the metal temperature of the hot reheat and HP steam bowls at the steam turbine inlets. The maximum steam temperature is set by applying an allowable differential above the metal temperature. The differential is determined by the steam turbine supplier, and is imposed by the supplier's control system to avoid damage to the steam turbine from thermal stress. The control system limits gas turbine load to control the steam temperature. Any manual override of the gas turbine load limit by the operator reduces the life expectancy of the steam turbine.

In addition, the time prior to initiation of ammonia flow to the SCR system depends on the temperature of the SCR catalyst. The catalyst bed is warmed by the exhaust flow from the gas turbine. The total mass of metal and water in the HRSG tubes, piping, and drums removes heat from the gas turbine exhaust as it warms. This extends the time required to heat the SCR catalyst to the minimum temperature at which ammonia may be injected upstream of the catalyst bed to begin reducing NOx to N_2. The steam turbine and SCR catalyst temperatures are all monitored by the plant control system, and the turbine ramp rate and SCR initiation sequence are governed by the equipment/system manufacturer's recommended procedures.

The basis for the requested additional duration

The description of activities above demonstrate that the minimum time required for a cold startup of the plant as currently configured is approximately 5 hours for conventional power plants. Given that this facility will have "Flex Plant 30" faster startup technology, these activities are expected to be completed within 2.5 hours. This startup time is contingent upon all of the activities being performed in time to support subsequent activities. Any delay in preparation of the supporting systems will result in a corresponding delay in startup and/or loading of the gas turbines. To be confident that the startup time allowed is adequate and will not be exceeded, 30 minutes are added to the minimum startup time to account for possible delays.

Since the facility has demonstrated compliance and provided all the information required by Section 5.3.3.2, the proposed increase in startup and shutdown emissions is compliant with District Rule 4703. The following conditions will ensure compliance with the requirements section 5.3.1.1:

- During start-up and shutdown periods, the emissions shall not exceed any of the following limits: NO_X (as NO_2) – 160.00 lb/hr; CO – 900.00 lb/hr; VOC (as methane) – 16.00 lb/hr; PM_{10} – 9.00 lb/hr; SO_X (as SO_2) – 6.10 lb/hr; or NH_3 – 28.76 lb/hr. [District Rules 2201 and 4703]

- Start-up is defined as the period of time during which a unit is brought from a shutdown status to its operating temperature and pressure, including the time required by the unit's emission control system to reach full operation. [District Rule 4703, 3.29]

- Shutdown is defined as the period of time during which a unit is taken from an operational to a non-operational status by allowing it to cool down from its operating temperature to ambient temperature as the fuel supply to the unit is completely turned off. [District Rule 4703, 3.26]

- The duration of startup or shutdown period shall not exceed 3.0 hours per event for any type of startup event (hot, warm, or cold). [District Rule 2201 and 4703]

- The combined startup and shutdown duration for all events shall not exceed 6.0 hours during any one day. [District Rule 2201]

- The owner/operator shall maintain records of the date, start-up time, downtime for gas turbine and the steam turbine prior to startup, startup type, minute-by-minute turbine load (MW), and NOx and CO concentrations (ppmvd @ 15% O_2) measurement using CEMS, for each startup event in the first 12 months of operation following the end of the commissioning period. [District Rule 2201]

- Within 15 months of the end of the commissioning period, the owner/operator shall submit to the District, the CARB and the EPA proposed new time limits for each type of startup that reflect the effect of "Flex Plant 30" fast start-up technology. The proposed time limits shall be based on the required data collected in the first 12 months of operation following the end of the commissioning period. The submittal must include all CEMS data. [District Rule 2201]

- A margin of compliance of 60 minutes (or less) may be added to the longest startup to establish a startup limit for each type of startup event (hot, warm, or cold). The established startup limit shall not exceed 3.0 hours. [District Rule 2201]

- The District shall administratively establish appropriate startup times for each startup mode (hot, warm, or cold), and associated recordkeeping requirements. [District Rule 2201]

Section 6.2 - Monitoring and Recordkeeping

Section 6.2.1 requires the owner to operate and maintain continuous emissions monitoring equipment for NO_X and oxygen, or install and maintain APCO-approved

alternate monitoring. As discussed earlier in this evaluation, NCPA has proposed to operate a Continuous Emissions Monitoring System (CEMS) that will monitors NO_X and oxygen content in the exhaust stack. Therefore, the requirements of this section have been satisfied. The following condition will ensure continued compliance with the requirements of this section:

- The owner or operator shall install, certify, maintain, operate and quality-assure a Continuous Emission Monitoring System (CEMS) which continuously measures and records the exhaust gas NOx, CO and O_2 concentrations. Continuous emissions monitor(s) shall monitor emissions during all types of operation, including during startup and shutdown periods, provided the CEMS passes the relative accuracy requirement for startups and shutdowns specified herein. If relative accuracy of CEMS cannot be demonstrated during startup conditions, CEMS results during startup and shutdown events shall be replaced with startup emission rates obtained from source testing to determine compliance with emission limits contained in this document. [District Rules 1080, 2201 and 4703, 40 CFR 60.4340(b)(1) and 40 CFR 60.4345(a)]

Section 6.2.2 specifies monitoring requirements for turbines without exhaust-gas NO_X control devices. The proposed gas turbine system will be equipped with an SCR system that is designed to control NO_X emissions. Therefore, the requirements of this section are not applicable and no further discussion is required.

Section 6.2.3 requires that for units 10 MW and greater that operated an average of more than 4,000 hours per year over the last three years before August 18, 1994, the owner or operator shall monitor the exhaust gas NO_X emissions. The proposed turbine was not in operation prior to August 18, 1994 and the requirements of this section are not applicable. No further discussion is required.

Section 6.2.4 requires the facility to maintain all records for a period of five years from the date of data entry and shall make such records available to the APCO upon request. NCPA will be required to maintain all records for at least five years and make them available to the APCO upon request. Therefore, the proposed turbines will be operating in compliance with the five year recordkeeping requirements of this rule. The following condition will placed on the permit:

- The owner or operator shall maintain all records of required monitoring data and support information for a period of five years from the date of data entry and shall make such records available to the District upon request. [District Rules 2201 and 4703, 6.2.4]

Section 6.2.5 requires that the owner or operator shall submit to the APCO, before issuance of the Permit to Operate, information correlating the control system operating to the associated measure NO_X output. This information may be used by the APCO to determine compliance when there is no continuous emission monitoring system for NO_X

available or when the continuous emissions monitoring system is not operating properly. The following condition will be placed on the permit:

- The owner or operator shall submit to the District information correlating the NO_X control system operating parameters to the associated measured NO_X output. The information must be sufficient to allow the District to determine compliance with the NO_X emission limits of this permit when the CEMS is not operating properly. [District Rule 4703, 6.2.5]

Section 6.2.6 requires the owner or operator to maintain a stationary gas turbine system operating log that includes, on a daily basis, the actual local startup and stop time, length and reason for reduced load periods, total hours of operation, and the type and quantity of fuel used.

Section 6.2.7 requires the owner or operator shall maintain a stationary gas turbine system log for units exempt under Section 4.2 of this Rule. NCPA's gas turbine system is not exempt under Section 4.2 of this Rule. Therefore, no further discussion is required.

Section 6.2.8 requires the operator performing start-up or shutdown of a unit shall keep records of the duration of start-up or shutdown.

Section 6.2.11 requires the operator of a unit shall keep records of the date, time and duration of each bypass transition period and each primary re-ignition period. As discussed above, the project will not utilize bypass transition or primary re-ignition.

NCPA will be required to maintain records of the items listed in above applicable sections. The following conditions will be placed on the permit:

- The owner or operator shall maintain a stationary gas turbine system operating log that includes, on a daily basis, the actual local startup and stop time, length and reason for reduced load periods, total hours of operation, the type and quantity of fuel used, duration of start-up, and duration of shutdown. [District Rule 4703, 6.26, 6.28, 6.2.11]

<u>Sections 6.3 and 6.4 - Compliance Testing</u>

Section 6.3.1 states that the owner or operator of any stationary gas turbine system subject to the provisions of Section 5.0 of this rule shall provide source test information annually regarding the exhaust gas NO_X and CO concentrations. The gas turbine system proposed by NCPA is subject to the provisions of Section 5.0 of this rule. Therefore, this system is required to be tested annually to ensure compliance with NO_X and CO concentrations. The following condition will be placed on the permit:

- Source testing to determine compliance with the NOx, CO, VOC and NH3 emission rates (lb/hr and ppmvd @ 15% O2) and PM10 emission rate (lb/hr) shall be conducted before the end of commissioning period and at least once every 12 months thereafter. [District Rules 2201 and 4703, 40 CFR 60.4400(a)]

Section 6.3.2 specifies source testing requirements for units operating less than 877 hours per year. As discussed above, the proposed turbine system will be allowed to operate in excess of 877 hours per year. Therefore, the requirements of this section are not applicable and no further discussion is required.

Section 6.3.3 states that units with intermittently operated auxiliary burners shall demonstrate compliance with the auxiliary burner in both "on" and "off" configurations. The project will not utilize auxiliary burners, so this section is not applicable.

Section 6.4 states that the facility must demonstrate compliance annually with the NO_X and CO emission limits using the following test methods, unless otherwise approved by the APCO and EPA:

- Oxides of nitrogen emissions for compliance tests shall be determined by using EPA Method 7E or EPA Method 20.

- Carbon monoxide emissions for compliance tests shall be determined by using EPA Test Methods 10 or 10B.

- Oxygen content of the exhaust gas shall be determined by using EPA Methods 3, 3A, or 20.

- HHV and LHV of gaseous fuels shall be determined by using ASTM D3588-91, ASTM 1826-88, or ASTM 1945-81.

The following condition will ensure continued compliance with the test method requirements of this section:

- The following test methods shall be used: NO_X - EPA Method 7E or 20 or CARB Method 100; CO - EPA Method 10 or 10B or CARB Method 100; VOC - EPA Method 18 or 25; PM10 - EPA Method 5 (front half and back half) or 201 and 202a; ammonia - BAAQMD ST-1B; and O_2 - EPA Method 3, 3A, or 20 or CARB Method 100. EPA approved alternative test methods as approved by the District may also be used to address the source testing requirements of this permit. [District Rules 1081 and 4703 and 40 CFR 60.4400(1)(i)]

Compliance is expected with this Rule.

Rule 4801 Sulfur Compounds

Section 3.1 states that a person shall not discharge into the atmosphere sulfur compounds, which would exist as a liquid or gas at standard conditions, exceeding a concentration of two-tenths (0.2) percent by volume calculated as sulfur dioxide (SO_2) at the point of discharge on a dry basis averaged over 15 consecutive minutes.

For the proposed gaseous fuel combustion at a reference state of 60 °F, the Rule 4801 limit of 2,000 ppmvd is equivalent to:

$$\frac{(2000\ \text{ppmvd})\left(8{,}578\frac{\text{dscf}}{\text{MMBtu}}\right)\left(64\frac{\text{lb}-\text{SO}_x}{\text{lb}-\text{mol}}\right)}{\left(379.5\frac{\text{dscf}}{\text{lb}-\text{mol}}\right)\left(10^6\right)} \cong 2.9\frac{\text{lb}-\text{SO}_x}{\text{MMBtu}}$$

SO_x emissions from proposed CTG and the auxiliary boiler are based on 1.0 gr-S/100 scf, equivalent to 0.00285 lb/MMBtu. Since these emissions are less than 2.9 lb/MMBtu, it is expected that each unit will operate in compliance with this Rule.

Rule 7012 Hexavalent Chromium – Cooling Towers

The requirements of this rule shall apply to any person who owns or operates or who plans to build, own, or operate a cooling tower in which the circulating water is exposed to the atmosphere.

Section 5.2.1 of this rule states no hexavalent chromium containing compounds shall be added to cooling tower circulating water. The following condition will be placed on permit N-2697-6-0:

- No hexavalent chromium containing compounds shall be added to cooling tower circulating water. [District Rule 7012]

Compliance is expected with this Rule.

Rule 8011 General Requirements
Rule 8021 Construction, Demolition, Excavation, Extraction And Other Earthmoving Activities
Rule 8031 Bulk Materials
Rule 8041 Carryout And Trackout
Rule 8051 Open Areas
Rule 8061 Paved and Unpaved Roads
Rule 8071 Unpaved Vehicle/Equipment Traffic Areas

The construction of this new facility will involve excavation, extraction, construction, demolition, outdoor storage piles, paved and unpaved roads.

The regulations from the 8000 Series District Rules contain requirements for the control of fugitive dust. These requirements apply to various sources, including construction, demolition, excavation, extraction, mining activities, outdoor storage piles, paved and unpaved roads. Compliance with these regulations will be required by the following permit conditions, which will be listed on each permit as follows:

- Disturbances of soil related to any construction, demolition, excavation, extraction, or other earthmoving activities shall comply with the requirements for fugitive dust control in District Rule 8021 unless specifically exempted under Section 4.0 of Rule 8021 or Rule 8011. [District Rules 8011 and 8021]

- An owner/operator shall submit a Dust Control Plan to the APCO prior to the start of any construction activity on any site that will include 10 acres or more of disturbed surface area for residential developments, or 5 acres or more of disturbed surface area for non-residential development, or will include moving, depositing, or relocating more than 2,500 cubic yards per day of bulk materials on at least three days. [District Rules 8011 and 8021]

- An owner/operator shall prevent or cleanup any carryout or trackout in accordance with the requirements of District Rule 8041 Section 5.0, unless specifically exempted under Section 4.0 of Rule 8041 (8/19/04) or Rule 8011(8/19/04). [District Rules 8011 and 8021]

- Whenever open areas are disturbed, or vehicles are used in open areas, the facility shall comply with the requirements of Section 5.0 of District Rule 8051, unless specifically exempted under Section 4.0 of Rule 8051 or Rule 8011. [District Rules 8011 and 8051]

- Any paved road or unpaved road shall comply with the requirements of District Rule 8061 unless specifically exempted under Section 4.0 of Rule 8061 or Rule 8011. [District Rules 8011 and 8061]

- Water, gravel, roadmix, or chemical/organic dust stabilizers/suppressants, vegetative materials, or other District-approved control measure shall be applied to unpaved vehicle travel areas as required to limit Visible Dust Emissions to 20% opacity and comply with the requirements for a stabilized unpaved road as defined in Section 3.59 of District Rule 8011. [District Rule 8011 and 8071]

- Where dusting materials are allowed to accumulate on paved surfaces, the accumulation shall be removed daily or water and/or chemical/organic dust stabilizers/suppressants shall be applied to the paved surface as required to maintain continuous compliance with the requirements for a stabilized unpaved road as defined in Section 3.59 of District Rule 8011 and limit Visible Dust Emissions (VDE) to 20% opacity. [District Rule 8011 and 8071]

- On each day that 50 or more Vehicle Daily Trips or 25 or more Vehicle Daily Trips with 3 axles or more will occur on an unpaved vehicle/equipment traffic area, permittee shall apply water, gravel, roadmix, or chemical/organic dust stabilizers/suppressants, vegetative materials, or other District-approved control measure as required to limit Visible Dust Emissions to 20% opacity and comply with the requirements for a stabilized unpaved road as defined in Section 3.59 of District Rule 8011. [District Rule 8011 and 8071]

- Whenever any portion of the site becomes inactive, Permittee shall restrict access and periodically stabilize any disturbed surface to comply with the conditions for a stabilized surface as defined in Section 3.58 of District Rule 8011. [District Rules 8011 and 8071]

- Records and other supporting documentation shall be maintained as required to demonstrate compliance with the requirements of the rules under Regulation VIII only for those days that a control measure was implemented. Such records shall include the type of control measure(s) used, the location and extent of coverage, and the date, amount, and frequency of application of dust suppressant, manufacturer's dust suppressant product information sheet that identifies the name of the dust suppressant and application instructions. Records shall be kept for one year following project completion that results in the termination of all dust generating activities. [District Rules 8011, 8031, and 8071]

California Environmental Quality Act (CEQA)

The California Environmental Quality Act (CEQA) requires each public agency to adopt objectives, criteria, and specific procedures consistent with CEQA Statutes and the CEQA Guidelines for administering its responsibilities under CEQA, including the orderly evaluation of projects and preparation of environmental documents. The San Joaquin Valley Unified Air Pollution Control District (District) adopted its *Environmental Review Guidelines* (ERG) in 2001. The basic purposes of CEQA are to:

- Inform governmental decision-makers and the public about the potential, significant environmental effects of proposed activities.
- Identify the ways that environmental damage can be avoided or significantly reduced.
- Prevent significant, avoidable damage to the environment by requiring changes in projects through the use of alternatives or mitigation measures when the governmental agency finds the changes to be feasible.
- Disclose to the public the reasons why a governmental agency approved the project in the manner the agency chose if significant environmental effects are involved.

The California Energy Commission (CEC) has the exclusive power to certify all thermal electric power plants greater than 50 MW in the State of California (Public Resources Code § 25500). While the CEC siting process is exempt from CEQA (14 CCR § 15251(k)), it is functionally equivalent to CEQA.

The District holds no discretionary approval powers over this project; however the District prepares a Determination of Compliance (DOC), this document. The DOC confers the rights and privileges of an Authority to Construct upon certification by the CEC, where the CEC certificate contains the conditions set forth in this DOC (20 CCR § 1744.5 and Rule 2201 § 5.8.8). A Permit to Operate is required to be issued if the

project receives a certificate from the CEC and the project is constructed in accordance with the conditions set forth in the DOC (Rule 2201 § 5.8.9). The District makes the following findings regarding this project: the District holds no discretionary approval powers over this project and the District's actions are ministerial (CEQA Guidelines § 15369).

40 CFR Part 51 Appendix S Requirements for $PM_{2.5}$

40 CFR 51 Appendix S requirements are applicable to new major $PM_{2.5}$ sources and federal major modifications for $PM_{2.5}$. The significance thresholds are as follows:

$PM_{2.5}$ major source threshold	100 ton/year
$PM_{2.5}$ federal major modification threshold	10 ton/year

As discussed in Section VII.D.2 of this document, this facility is not a Major Source for PM_{10} emissions. As $PM_{2.5}$ is a subset of PM_{10}, and the $PM_{2.5}$ Major Source threshold is greater than the PM_{10} Major Source threshold, this facility is not a Major Source for $PM_{2.5}$ emissions. Therefore, Appendix S requirements for $PM_{2.5}$ are not applicable and no further discussion is required.

IX. RECOMMENDATION

ATCs should be issued after addressing comments from the public, EPA, CARB, CEC, and the NCPA.

X. BILLING INFORMATION

ATC Permit	Fee Schedule	Fee Description	Previous Fee Schedule
N-2697-5-0	3020-08B-H	294,000 kW Electric Generation Plant	None
N-2697-6-0	999-99	Component of an Electric Generation Plant	None
N-2697-7-0	3020-02-H	36.5 MMBtu/hr, Boiler	None

ATTACHMENT A
DRAFT PERMIT CONDITIONS

Draft Permit Unit Requirements N-2697-5-0

Equipment:

294 MW (NOMINAL) COMBINED-CYCLE ELECTRIC GENERATION PLANT CONSISTING OF A SIEMENS INDUSTRIAL FRAME "FLEX PLANT 30" STG6-5000F NATURAL GAS-FIRED TURBINE ENGINE WITH DRY LOW-NOX COMBUSTORS, AN UNFIRED HEAT RECOVERY STEAM GENERATOR SERVED BY A SELECTIVE CATALYTIC REDUCTION WITH AMMONIA INJECTION AND AN OXIDIZATION CATALYST AND A STEAM TURBINE GENERATOR

Conditions:

1. *****CEQA CONDITION***** [District Rule] N

2. The permittee shall not begin actual on-site construction of the equipment authorized by this Authority to Construct until the lead agency satisfies the requirements of the California Environmental Quality Act (CEQA). [California Environmental Quality Act] N

3. *****GENERAL COC CONDITIONS***** [District Rule] N

4. {1830} This Authority to Construct serves as a written certificate of conformity with the procedural requirements of 40 CFR 70.7 and 70.8 and with the compliance requirements of 40 CFR 70.6(c). [District NSR Rule] Y

5. {1831} Prior to operating with modifications authorized by this Authority to Construct, the facility shall submit an application to modify the Title V permit with an administrative amendment in accordance with District Rule 2520 Section 5.3.4. [District Rule 2520, 5.3.4] Y

6. *****BREAKDOWN***** [District Rule] N

7. The owner or operator shall notify the District of any breakdown condition as soon as reasonably possible, but no later than one hour after its detection, unless the owner or operator demonstrates to the District's satisfaction that the longer reporting period was necessary. [District Rule 1100] N

8. The District shall be notified in writing within ten days following the correction of any breakdown condition. The breakdown notification shall include a description of the equipment malfunction or failure, the date and cause of the initial failure, the estimated emissions in excess of those allowed, and the methods utilized to restore normal operations. [District Rule 1100] N

9. *****NUISANCE CONDITION***** [District Rule] N

10. {98} No air contaminant shall be released into the atmosphere which causes a public nuisance. [District Rule 4102] N

11. *****PARTICULATE MATTER AND VISIBLE EMISSIONS CONDITIONS***** [District Rule] N

12. Particulate matter emissions from the gas turbine system shall not exceed 0.1 grains/dscf in concentration. [District Rule 4201] Y

13. No air contaminant shall be discharged into the atmosphere for a period or periods aggregating more than three minutes in any one hour which is as dark as, or darker than, Ringelmann 1 or 20% opacity. [District Rule 4101] Y

14. APCO or an authorized representative shall be allowed to inspect, as determined to be necessary, the required monitoring devices to ensure that such devices are functioning properly. [District Rule 1080] Y

15. *****COMMISSIONING CONDITIONS***** [District Rule] N

16. Commissioning activities are defined as, but not limited to, all testing, adjustment, tuning, and calibration activities recommended by the equipment manufacturers and the construction contractor to ensure safe and reliable steady state operation of the gas turbine and associated electrical delivery systems. [District Rule 2201] Y

17. Commissioning period shall commence when all mechanical, electrical, and control systems are installed and individual system startup has been completed, or when a gas turbine is first fired, whichever occurs first. The commissioning period shall terminate when the plant has completed initial source testing, completed final plant tuning, and is available for commercial operation. [District Rule 2201] Y

18. During the commissioning period, the emission rates from the gas turbine system shall not exceed any of the following limits: NOx (as NO2) - 400.00 lb/hr and 4,000 lb/day; VOC (as CH4) - 16.00 lb/hr and 192.0 lb/day; CO - 2,000 lb/hr and 20,000 lb/day; PM10 - 9.00 lb/hr and 108.0 lb/day; or SOx (as SO2) - 6.10 lb/hr and 73.1 lb/day. [District Rule 2201] Y

19. During commissioning period, NOx and CO emissions rate shall be monitored using installed and calibrated CEMS. [District Rule 2201] Y

20. The total mass emissions of NOx, VOC, CO, PM10 and SOx that are emitted during the commissioning period shall accrue towards the quarterly emission limits. [District Rule 2201] Y

21. During commissioning period, the owner or operator shall keep records of the natural gas fuel combusted in the gas turbine system on hourly and daily basis. [District Rule 2201] Y

22. *****STARTUP/SHUTDOWN CONDITIONS***** [District Rule] N

23. The duration of startup or shutdown period shall not exceed 3.0 hours per event for any type of startup event (hot, warm, or cold). [District Rules 2201 and 4703] Y

24. The combined startup and shutdown duration for all events shall not exceed 6.0 hours during any one day. [District Rule 2201] Y

25. The owner/operator shall maintain records of the date, start-up time, downtime for gas turbine and the steam turbine prior to startup, startup type, minute-by-minute turbine load (MW), and NOx and CO concentrations (ppmvd @ 15% O2) measurement using CEMS, for each startup event in the first 12 months of operation following the end of the commissioning period. [District Rule 2201] Y

26. Within 15 months of the end of the commissioning period, the owner/operator shall submit to the District, the CARB and the EPA proposed new time limits for each type of startup that reflect the effect of "Flex Plant 30" fast start-up technology. The proposed time limits shall be based on the required data collected in the first 12 months of operation following the end of the commissioning period. The submittal must include all CEMS data. [District Rule 2201] Y

27. A margin of compliance of 60 minutes (or less) may be added to the longest startup to establish a startup limit for each type of startup event (hot, warm, or cold). The established startup limit shall not exceed 3.0 hours. [District Rule 2201] Y

28. The District shall administratively establish appropriate startup times for each startup mode (hot, warm, or cold), and associated recordkeeping requirements. [District Rule 2201] Y

29. During all types of operation, including startup (cold, warm and hot) and shutdown periods, ammonia injection into the SCR system shall occur once the minimum temperature at the catalyst face has been reached to ensure NOx emission reductions can occur with a reasonable level of ammonia slip. The minimum catalyst face temperature shall be determined during the final design phase of this project and shall be submitted to the District at least 30 days prior to commencement of construction. [District Rule 2201] Y

30. The District shall administratively add the minimum temperature limitation established pursuant to the above condition in the final Permit to Operate. [District Rule 2201] Y

31. The SCR system shall be equipped with a continuous temperature monitoring system to measure and record the temperature at the catalyst face. [District Rule 2201] Y

32. During start-up and shutdown periods, the emissions shall not exceed any of the following limits: NOx (as NO2) - 160.00 lb/hr; CO - 900.00 lb/hr; VOC (as methane) - 16.00 lb/hr; PM10 - 9.00 lb/hr; SOx (as SO2) - 6.10 lb/hr; or NH3 - 28.76 lb/hr. [District Rule 2201] Y

33. Start-up is defined as the period of time during which a unit is brought from a shutdown status to its operating temperature and pressure, including the time required by the unit's emission control system to reach full operation. [District Rule 4703, 3.29] Y

34. Shutdown is defined as the period of time during which a unit is taken from an operational to a non-operational status by allowing it to cool down from its operating temperature to ambient temperature as the fuel supply to the unit is completely turned off. [District Rule 4703, 3.26] Y

35. The emission control systems shall be in operation and emissions shall be minimized insofar as technologically feasible during startup and shutdown. [District Rule 4703, 5.3.2] Y

36. *****DAILY EMISSION LIMITS***** [District Rule] N

37. Except during startup and shutdown periods, emissions from the gas turbine system shall not exceed any of the following limits: NOx (as NO2) - 15.54 lb/hr and 2.0 ppmvd @ 15% O2; CO - 9.46 lb/hr and 2.0 ppmvd @ 15% O2; VOC (as methane) - 3.79 lb/hr and 1.4 ppmvd @ 15% O2; PM10 - 9.0 lb/hr; or SOx (as SO2) - 6.10 lb/hr. NOx (as NO2) emission limits are based on 1-hour rolling average period. All other emission limits are based on 3-hour rolling average period. [District Rules 2201, 4001 and 4703] Y

38. NH3 emissions shall not exceed any of the following limits: 10.0 ppmvd @ 15% O2 over a 24-hour rolling average period and 28.76 lb/hr. [District Rule 2201] Y

39. Each 3-hour rolling average period will be compiled from the three most recent one hour periods. Each one hour period shall commence on the hour. Each one hour period in a twenty-four hour rolling average for ammonia slip will commence on the hour. The twenty-four hour rolling average shall be calculated using the most recent twenty-four one-hour periods. [District Rule 2201] Y

40. Emissions from the gas turbine system, on days when a startup and/or shutdown occurs, shall not exceed the following limits: NOx (as NO2) - 879.7 lb/day; CO - 5,570.3 lb/day; VOC - 164.2 lb/day; PM10 - 216.0 lb/day; SOx (as SO2) - 146.4 lb/day, or NH3 - 690.3 lb/day. Daily emissions shall be compiled for a twenty-four hour period starting and ending at twelve-midnight. [District Rule 2201] Y

41. Emissions from the gas turbine system, on days when a startup and/or shutdown does not occur, shall not exceed the following: NOx (as NO2) - 373.0 lb/day; CO -

227.0 lb/day; VOC - 91.0 lb/day; PM10 - 216.0 lb/day; SOX (as SO2) - 146.4 lb/day, or NH3 - 690.3 lb/day. Daily emissions shall be compiled for a twenty-four hour period starting and ending at twelve-midnight. [District Rule 2201] Y

42. Gas turbine system shall be fired on PUC-regulated natural gas with a sulfur content of no greater than 1.0 grain of sulfur compounds (as S) per 100 dscf of natural gas. [District Rule 2201 and 40 CFR 60.4330(a)(2)] Y

43. *****QUARTERLY EMISSION LIMITS***** [District Rule] N

44. NOx (as NO2) emissions from the gas turbine system shall not exceed any of the following: 1st quarter: 38,038 lb; 2nd quarter: 38,411 lb; 3rd quarter: 37,126 lb; 4th quarter: 37,840 lb. [District Rule 2201] Y

45. CO emissions from the gas turbine system shall not exceed any of the following: 1st quarter: 142,312 lb; 2nd quarter: 142,539 lb; 3rd quarter: 86,374 lb; 4th quarter: 113,660 lb. [District Rule 2201] Y

46. VOC emissions from the gas turbine system shall not exceed any of the following: 1st quarter: 8,086 lb; 2nd quarter: 8,177 lb; 3rd quarter: 8,417 lb; 4th quarter: 8,323 lb. [District Rule 2201] Y

47. NH3 emissions from the SCR system shall not exceed any of the following: 1st quarter: 62,122 lb; 2nd quarter: 62,812 lb; 3rd quarter: 63,502 lb; 4th quarter: 63,502 lb. [District Rule] Y

48. PM10 emissions from the gas turbine system shall not exceed any of the following: 1st quarter: 19,440 lb; 2nd quarter: 19,656 lb; 3rd quarter: 19,872 lb; 4th quarter: 19,872 lb. [District Rule 2201] Y

49. SOx (as SO2) emissions from the gas turbine system shall not exceed any of the following: 1st quarter: 13,176 lb; 2nd quarter: 13,322 lb; 3rd quarter: 13,469 lb; 4th quarter: 13,469 lb. [District Rule 2201] Y

50. *****ANNUAL EMISSION LIMITS***** [District Rule] N

51. The total CO emissions from the gas turbine system (N-2697-5) and the auxiliary boiler (N-2697-7) shall not exceed 198,000 pounds in any 12-consecutive month rolling period. [District Rule 2201] Y

52. *****CONTROL EQUIPMENT***** [District Rule] N

53. A selective catalytic reduction (SCR) system and an oxidation catalyst shall serve the gas turbine system. [District Rule 2201] Y

54. The gas turbine engine and generator lube oil vents shall be equipped with mist eliminators or equivalent technology sufficient to limit the visible emissions from the lube oil vents to not exceed 5% opacity, except for a period not exceeding three minutes in any one hour. [District Rule 2201] Y

55. *****SOURCE TESTING***** [District Rule] N

56. Source testing shall be conducted using the methods and procedures approved by the District. The District must be notified at least 30 days prior to any compliance source test, and a source test plan must be submitted for approval at least 15 days prior to testing. [District Rule 1081] Y

57. Source testing shall be witnessed or authorized by District personnel and samples shall be collected by a California Air Resources Board (CARB) certified testing laboratory or a CARB certified source testing firm. [District Rule 1081] Y

58. Source testing to measure startup and shutdown NOx, CO, and VOC mass emission rates shall be conducted before the end of the commissioning period and at least once every seven years thereafter. CEM relative accuracy for NOx and CO shall be determined during startup and shutdown source testing in accordance with 40 CFR 60, Appendix F (Relative Accuracy Audit). If CEM data is not certifiable to determine compliance with NOX and CO startup emission limits, then startup and shutdown NOx and CO testing shall be conducted every 12 months. If an annual startup and shutdown NOx and CO relative accuracy audit demonstrates that the CEM data is certifiable, the startup and shutdown NOx and CO testing frequency shall return to the once every seven years schedule. [District Rule 1081] Y

59. Source testing to determine compliance with the NOx, CO, VOC and NH3 emission rates (lb/hr and ppmvd @ 15% O2) and PM10 emission rate (lb/hr) shall be conducted before the end of commissioning period and at least once every 12 months thereafter. [District Rules 2201 and 4703, 40 CFR 60.4400(a)] Y

60. The sulfur content of each fuel source shall be: (i) documented in a valid purchase contract, a supplier certification, a tariff sheet or transportation contract, or (ii) monitored within 60 days after the end of commissioning period and weekly thereafter. If the sulfur content is less than or equal to 1.0 gr/100 dscf for eight consecutive weeks, then the monitoring frequency shall be every six months. If the result of any six month monitoring demonstrates that the fuel does not meet the fuel sulfur content limit, weekly monitoring shall resume until compliance is demonstrated for eight consecutive weeks. [District Rule 2201 and 40 CFR 60.4360, 60.4365(a) and 60.4370(c)] Y

61. The following test methods shall be used: NOx - EPA Method 7E or 20 or CARB Method 100; CO - EPA Method 10 or 10B or CARB Method 100; VOC - EPA Method 18 or 25; PM10 - EPA Method 5 (front half and back half) or 201 and 202a; ammonia - BAAQMD ST-1B; and O2 - EPA Method 3, 3A, or 20 or CARB Method 100. EPA approved alternative test methods as approved by the District may also be used to

address the source testing requirements of this permit. [District Rules 1081 and 4703, 40 CFR 60.4400(1)(i)] Y

62. Fuel sulfur content shall be monitored using one of the following methods: ASTM Methods D1072, D3246, D4084, D4468, D4810, D6228, D6667 or Gas Processors Association Standard 2377. [40 CFR 60.4415(a)(1)(i)] Y

63. The results of each source test shall be submitted to the District within 60 days thereafter. [District Rule 1081] Y

64. A non-resettable, totalizing mass or volumetric fuel flow meter to measure the amount of natural gas combusted in the unit shall be installed, utilized and maintained. [District Rules 2201 and 4703] Y

65. *****MONITORING***** [District Rule] N

66. The owner or operator shall install, certify, maintain, operate and quality-assure a Continuous Emission Monitoring System (CEMS) which continuously measures and records the exhaust gas NOx, CO and O2 concentrations. Continuous emissions monitor(s) shall monitor emissions during all types of operation, including during startup and shutdown periods, provided the CEMS passes the relative accuracy requirement for startups and shutdowns specified herein. If relative accuracy of CEMS cannot be demonstrated during startup conditions, CEMS results during startup and shutdown events shall be replaced with startup emission rates obtained from source testing to determine compliance with emission limits contained in this document. [District Rules 1080, 2201 and 4703, 40 CFR 60.4340(b)(1) and 40 CFR 60.4345(a)] Y

67. The NOx and O2 CEMS shall be installed and certified in accordance with the requirements of 40 CFR Part 75. The CO CEMS shall meet the requirements in 40 CFR 60, Appendix F Procedure 1 and Part 60, Appendix B Performance Specification 4A (PS 4A), or shall meet equivalent specifications established by mutual agreement of the District, the CARB, and the EPA. [District Rule 1080 and 40 CFR 60.4345(a)] Y

68. The CEMS shall complete a minimum of one cycle of operation (sampling, analyzing, and data recording) for each 15-minute quadrant of the hour or shall meet equivalent specifications established by mutual agreement of the District, the CARB and the EPA. [District Rule 1080 and 40 CFR 60.4345(b)] Y

69. The CEMS data shall be reduced to hourly averages as specified in §60.13(h) and in accordance with §60.4350, or by other methods deemed equivalent by mutual agreement with the District, the CARB, and the EPA. [District Rule 1080 and 40 CFR 60.4350] Y

70. In accordance with 40 CFR Part 60, Appendix F, 5.1, the CO CEMS must be audited at least once each calendar quarter, by conducting cylinder gas audits (CGA) or relative accuracy audits (RAA). CGA or RAA may be conducted three of four calendar

quarters, but no more than three calendar quarters in succession. Audit reports shall be submitted along with quarterly compliance reports to the District. [District Rule 1080] Y

71. The owner/operator shall perform a RATA for CO as specified by 40 CFR Part 60, Appendix F, 5.1.1, at least once every four calendar quarters. The permittee shall comply with the applicable requirements for quality assurance testing and maintenance of the continuous emission monitor equipment in accordance with the procedures and guidance specified in 40 CFR Part 60, Appendix F. [District Rule 1080] Y

72. The NOx and O2 CEMS shall be audited in accordance with the applicable requirements of 40 CFR Part 75. Linearity reports shall be submitted along with quarterly compliance reports to the District. [District Rule 1080] Y

73. Upon written notice from the District, the owner or operator shall provide a summary of the data obtained from the CEMS. This summary shall be in the form and the manner prescribed by the District. [District Rule 1080] Y

74. The facility shall install and maintain equipment, facilities, and systems compatible with the District's CEMS data polling software system and shall make CEMS data available to the District's automated polling system on a daily basis. Upon notice by the District that the facility's CEMS is not providing polling data, the facility may continue to operate without providing automated data for a maximum of 30 days per calendar year provided the CEMS data is sent to the District by a District-approved alternative method. [District Rule 1080] Y

75. The owner or operator shall maintain the following records: the date, time and duration of any malfunction of the continuous monitoring equipment; dates of performance testing; dates of evaluations, calibrations, checks, and adjustments of the continuous monitoring equipment; date and time period which a continuous monitoring system or monitoring device was inoperative. [District Rules 1080 and 2201 and 40 CFR 60.7(b)] Y

76. The exhaust stack shall be equipped with permanent provisions to allow collection of stack gas samples consistent with EPA test methods and shall be equipped with safe permanent provisions to sample stack gases with a portable NOx, CO, and O2 analyzer during District inspections. The sampling ports shall be located in accordance with the CARB regulation titled California Air Resources Board Air Monitoring Quality Assurance Volume VI, Standard Operating Procedures for Stationary Emission Monitoring and Testing. [District Rule 1081] Y

77. Monitor Downtime is defined as any unit operating hour in which the data for NOx, O2 concentrations is either missing or invalid. [40 CFR 60.4380(b)(2)] Y

78. *****RECORDKEEPING***** [District Rule] N

79. The owner or operator shall maintain records of the following items: (1) hourly and daily emissions, in pounds, for each pollutant listed in this permit on the days startup and or shutdown of the gas turbine system occurs, (2) hourly and daily emissions, in pounds, for each pollutant in this permit on the days startup and or shutdown of the gas turbine system does not occur, (3) quarterly emissions, in pounds, for each pollutant listed in this permit, and (4) the combined CO emissions (12 consecutive month rolling total) , in pounds, for permit unit N-2697-5 and N-2697-7. [District Rule 2201] Y

80. The owner or operator shall maintain a stationary gas turbine system operating log that includes, on a daily basis, the actual local startup and stop time, total hours of operation, the type and quantity of fuel used, mode of start-up (cold, warm, or hot), duration of each start-up, and duration of each shutdown. [District Rule 2201 and 4703, 6.26, 6.28, 6.2.11] Y

81. The owner or operator shall maintain all records of required monitoring data and support information for a period of five years from the date of data entry and shall make such records available to the District upon request. [District Rules 2201 and 4703, 6.2.4] Y

82. *****REPORTING***** [District Rule] N

83. The owner or operator shall submit a written report of CEM operations for each calendar quarter to the District. The report is due on the 30th day following the end of the calendar quarter and shall include the following: Date, time intervals, data and magnitude of excess NOx emissions, nature and the cause of excess (if known), corrective actions taken and preventive measures adopted; Averaging period used for data reporting corresponding to the averaging period specified in the emission test period used to determine compliance with an emission standard; Applicable time and date of each period during which the CEM was inoperative, except for zero and span checks, and the nature of system repairs and adjustments; A negative declaration when no excess emissions occurred. [District Rule 1080 and 40 CFR 60.4375(a) and 60.4395] Y

84. The owner or operator shall submit to the District information correlating the NOx control system operating parameters to the associated measured NOx output. The information must be sufficient to allow the District to determine compliance with the NOx emission limits of this permit when the CEMS is not operating properly. [District Rule 4703, 6.2.5] Y

85. *****OFFSETS***** [District Rule] N

86. Prior to operating under ATCs N-2697-5-0 and N-2697-7-0, the permittee shall mitigate the following quantities of NOx: 1st quarter: 38,348 lb, 2nd quarter: 38,721 lb, 3rd quarter: 37,436 lb, and 4th quarter: 38,150 lb. Offsets shall be provided at the

applicable offset ratio specified in Table 4-2 of Rule 2201 (as amended 9/21/06). [District Rule 2201] Y

87. NOx ERCs S-2857-2, S-2848-2, S-2849-2, S-2850-2, S-2851-2, S-2852-2, S-2854-2, S-2855-2, C-915-2, C-916-2, C-914-2, N-755-2, N-754-2, S-2894-2 and S-2895-2 (or a certificate split from any of these certificates) shall be used to supply the required NOx offsets, unless a revised offsetting proposal is received and approved by the District. Following the revisions, this Authority to Construct permit shall be re-issued, administratively specifying the new offsetting proposal. Original public noticing requirements, if any, shall be duplicated prior to re-issuance of this Authority to Construct permit. [District Rule 2201] Y

88. Prior to operating under ATCs N-2697-5-0 and N-2697-7-0, the permittee shall mitigate the following quantities of VOC: 1st quarter: 8,240 lb, 2nd quarter: 8,331 lb, 3rd quarter: 8,571 lb, and 4th quarter: 8,477 lb. Offsets shall be provided at the applicable offset ratio specified in Table 4-2 of Rule 2201 (as amended 9/21/06). [District Rule 2201] Y

89. VOC ERC S-2860-1, and NOx ERCs S-2857-2, S-2848-2, S-2849-2, S-2850-2, S-2851-2, S-2852-2, S-2854-2, S-2855-2, C-915-2, C-916-2, C-914-2, N-755-2, N-754-2, S-2894-2 and S-2895-2 (or a certificate split from any of these certificates) shall be used to supply the required VOC offsets, unless a revised offsetting proposal is received and approved by the District. Following the revisions, this Authority to Construct permit shall be re-issued, administratively specifying the new offsetting proposal. Original public noticing requirements, if any, shall be duplicated prior to re-issuance of this Authority to Construct permit. [District Rule 2201] Y

90. The District has authorized to use NOx reductions to overcome shortfall in the amount of VOC offsets at NOx/VOC interpollutant offset ratio of 1.00. [District Rule 2201] Y

91. Prior to operating under ATCs N-2697-5-0 and N-2697-7-0, the permittee shall mitigate the following quantities of SOx: 1st quarter: 2,668 lb, 2nd quarter: 2,668 lb, 3rd quarter: 2,668 lb, and 4th quarter: 2,668 lb. Offsets shall be provided at the applicable offset ratio specified in Table 4-2 of Rule 2201 (as amended 9/21/06). [District Rule 2201] Y

92. SOx ERCs S-2843-5, S-2845-5, S-2858-5, N-759-5, N-758-5, S-2846-5 and N-757-5 (or a certificate split from any of these certificates) shall be used to supply the required SOx offsets, unless a revised offsetting proposal is received and approved by the District. Following the revisions, this Authority to Construct permit shall be re-issued, administratively specifying the new offsetting proposal. Original public noticing requirements, if any, shall be duplicated prior to re-issuance of this Authority to Construct permit. [District Rule 2201] Y

93. Prior to operating under ATCs N-2697-5-0, N-2697-6-0 and N-2697-7-0, the permittee shall mitigate the following quantities of PM10: 1st quarter: 19,112 lb, 2nd quarter: 19,112 lb, 3rd quarter: 19,112 lb, and 4th quarter: 19,112 lb. Offsets shall be provided at the applicable offset ratio specified in Table 4-2 of Rule 2201 (as amended 9/21/06). [District Rule 2201] Y

94. PM10 ERCs S-2844-4, C-911-4, N-756-4, C-913-4, C-912-4, and SOx ERCs S-2843-5, S-2845-5, S-2858-5, N-759-5, N-758-5, S-2846-5 and N-757-5 (or a certificate split from any of these certificates) shall be used to supply the required PM10 offsets, unless a revised offsetting proposal is received and approved by the District. Following the revisions, this Authority to Construct permit shall be re-issued, administratively specifying the new offsetting proposal. Original public noticing requirements, if any, shall be duplicated prior to re-issuance of this Authority to Construct permit. [District Rule 2201] Y

95. The District has authorized to use SOx reductions to overcome shortfall in the amount of PM10 offsets at SOx/PM10 interpollutant offset ratio of 1.00. [District Rule 2201] Y

96. *****DUST CONTROL***** [District Rule] N

97. Disturbances of soil related to any construction, demolition, excavation, extraction, or other earthmoving activities shall comply with the requirements for fugitive dust control in District Rule 8021 unless specifically exempted under Section 4.0 of Rule 8021 or Rule 8011. [District Rules 8011 and 8021] Y

98. An owner/operator shall submit a Dust Control Plan to the APCO prior to the start of any construction activity on any site that will include 10 acres or more of disturbed surface area for residential developments, or 5 acres or more of disturbed surface area for non-residential development, or will include moving, depositing, or relocating more than 2,500 cubic yards per day of bulk materials on at least three days. [District Rules 8011 and 8021] Y

99. An owner/operator shall prevent or cleanup any carryout or trackout in accordance with the requirements of District Rule 8041 Section 5.0, unless specifically exempted under Section 4.0 of Rule 8041 or Rule 8011. [District Rules 8011 and 8021] Y

100. Whenever open areas are disturbed, or vehicles are used in open areas, the facility shall comply with the requirements of Section 5.0 of District Rule 8051, unless specifically exempted under Section 4.0 of Rule 8051 or Rule 8011. [District Rules 8011 and 8051] Y

101. Any paved road or unpaved road shall comply with the requirements of District Rule 8061 unless specifically exempted under Section 4.0 of Rule 8061 or Rule 8011. [District Rules 8011 and 8061] Y

102. Water, gravel, roadmix, or chemical/organic dust stabilizers/suppressants, vegetative materials, or other District-approved control measure shall be applied to unpaved vehicle travel areas as required to limit Visible Dust Emissions to 20% opacity and comply with the requirements for a stabilized unpaved road as defined in Section 3.59 of District Rule 8011. [District Rule 8011 and 8071] Y

103. Where dusting materials are allowed to accumulate on paved surfaces, the accumulation shall be removed daily or water and/or chemical/organic dust stabilizers/suppressants shall be applied to the paved surface as required to maintain continuous compliance with the requirements for a stabilized unpaved road as defined in Section 3.59 of District Rule 8011 and limit Visible Dust Emissions (VDE) to 20% opacity. [District Rule 8011 and 8071] Y

104. On each day that 50 or more Vehicle Daily Trips or 25 or more Vehicle Daily Trips with 3 axles or more will occur on an unpaved vehicle/equipment traffic area, permittee shall apply water, gravel, roadmix, or chemical/organic dust stabilizers/suppressants, vegetative materials, or other District-approved control measure as required to limit Visible Dust Emissions to 20% opacity and comply with the requirements for a stabilized unpaved road as defined in Section 3.59 of District Rule 8011. [District Rule 8011 and 8071] Y

105. Whenever any portion of the site becomes inactive, Permittee shall restrict access and periodically stabilize any disturbed surface to comply with the conditions for a stabilized surface as defined in Section 3.58 of District Rule 8011. [District Rules 8011 and 8071] Y

106. Records and other supporting documentation shall be maintained as required to demonstrate compliance with the requirements of the rules under Regulation VIII only for those days that a control measure was implemented. Such records shall include the type of control measure(s) used, the location and extent of coverage, and the date, amount, and frequency of application of dust suppressant, manufacturer's dust suppressant product information sheet that identifies the name of the dust suppressant and application instructions. Records shall be kept for one year following project completion that results in the termination of all dust generating activities. [District Rules 8011, 8031 and 8071] Y

107. *****ACID RAIN***** [District Rule] N

108. The owners and operators of each affected source and each affected unit at the source shall have an Acid Rain permit and operate in compliance with all permit requirements. [40 CFR 72] Y

109. The owners and operators and, to the extent applicable, designated representative of each affected source and each affected unit at the source shall comply with the monitoring requirements as provided in 40 CFR part 75. [40 CFR 75] Y

110. The emissions measurements recorded and reported in accordance with 40 CFR part 75 shall be used to determine compliance by the unit with the Acid Rain emissions limitations and emissions reduction requirements for sulfur dioxide and nitrogen oxides under the Acid Rain Program. [40 CFR 75] Y

111. The owners and operators of each source and each affected unit at the source shall: (i) Hold allowances, as of the allowance transfer deadline, in the unit's compliance subaccount (after deductions under 40 CFR 73.34(c)) not less than the total annual emissions of sulfur dioxide for the previous calendar year from the unit; and (ii) Comply with the applicable Acid Rain emissions limitations for sulfur dioxide. [40 CFR 73] Y

112. Each ton of sulfur dioxide emitted in excess of the Acid Rain emissions limitations for sulfur dioxide shall constitute a separate violation of the Act. [40 CFR 77] Y

113. Allowances shall be held in, deducted from, or transferred among Allowance Tracking System accounts in accordance with the Acid Rain Program. [40 CFR 72] Y

114. An allowance shall not be deducted in order to comply with the requirements under 40 CFR part 73, prior to the calendar year for which the allowance was allocated. [40 CFR 73] Y

115. An allowance allocated by the Administrator under the Acid Rain Program is a limited authorization to emit sulfur dioxide in accordance with the Acid Rain Program. No provision of the Acid Rain Program, the Acid Rain permit application, the Acid Rain permit, or the written exemption under 40 CFR 72.7 and 72.8 and no provision of law shall be construed to limit the authority of the United States to terminate or limit such authorization. [40 CFR 72] Y

116. An allowance allocated by the Administrator under the Acid Rain Program does not constitute a property right. [40 CFR 72] Y

117. The designated representative of an affected unit that has excess emissions in any calendar year shall submit a proposed offset plan, as required under 40 CFR part 77. [40 CFR 77] Y

118. The owners and operators of an affected unit that has excess emissions in any calendar year shall: (i) Pay without demand the penalty required, and pay up on demand the interest on that penalty; and (ii) Comply with the terms of an approved offset plan, as required by 40 CFR part 77. [40 CFR 77] Y

119. The owners and operators of the each affected unit at the source shall keep on site the following documents for a period of five years from the date the document is created. This period may be extended for cause, at any time prior to the end of five years, in writing by the Administrator or permitting authority: (i) The certificate of

representation for the designated representative for the source and all documents that demonstrate the truth of the statements in the certificate of representation, in accordance with 40 CFR 72.24; provided that the certificate and documents shall be retained on site beyond such five-year period until such documents are superceded because of the submission of a new certificate of representation changing the designated representative. [40 CFR 72] Y

120. The owners and operators of each affected unit at the source shall keep on site each of the following documents for a period of five years from the date the document is created. This period may be extended for cause, at any time prior to the end of five years, in writing by the Administrator or permitting authority; (ii) All emissions monitoring information, in accordance with 40 CFR part 75; (iii) Copies of all reports, compliance certifications and other submissions and all records made or required under the Acid Rain Program; (iv) Copies of all documents used to complete an Acid Rain permit application and any other submission that demonstrates compliance with the requirements of the Acid Rain Program. [40 CFR 75] Y

121. The designated representative of an affected source and each affected unit at the source shall submit the reports and compliance certifications required under the Acid Rain Program, including those under 40 CFR 75 Subpart I. [40 CFR 75] Y

Draft Permit Unit Requirements N-2697-6-0

Equipment Description:

69,000 GALLONS PER MINUTE COOLING TOWER WITH SEVEN CELLS SERVED BY HIGH EFFICIENCY DRIFT ELIMINATORS

Conditions:

1. The permittee shall not begin actual onsite construction of the equipment authorized by this Authority to Construct until the lead agency satisfies the requirements of the California Environmental Quality Act (CEQA). [California Environmental Quality Act] N

2. {1830} This Authority to Construct serves as a written certificate of conformity with the procedural requirements of 40 CFR 70.7 and 70.8 and with the compliance requirements of 40 CFR 70.6(c). [District NSR Rule] Y

3. {1831} Prior to operating with modifications authorized by this Authority to Construct, the facility shall submit an application to modify the Title V permit with an administrative amendment in accordance with District Rule 2520 Section 5.3.4. [District Rule 2520, 5.3.4] Y

4. {98} No air contaminant shall be released into the atmosphere which causes a public nuisance. [District Rule 4102] N

5. The owner or operator shall notify the District of any breakdown condition as soon as reasonably possible, but no later than one hour after its detection, unless the owner or operator demonstrates to the District's satisfaction that the longer reporting period was necessary. [District Rule 1100] N

6. The District shall be notified in writing within ten days following the correction of any breakdown condition. The breakdown notification shall include a description of the equipment malfunction or failure, the date and cause of the initial failure, the estimated emissions in excess of those allowed, and the methods utilized to restore normal operations. [District Rule 1100] N

7. No air contaminant shall be discharged into the atmosphere for a period or periods aggregating more than three minutes in any one hour which is as dark as, or darker than, Ringelmann 1 or 20% opacity. [District Rule 4101] Y

8. Particulate matter emissions shall not exceed 0.1 grains/dscf in concentration. [District Rule 4201] Y

9. No hexavalent chromium containing compounds shall be added to cooling tower circulating water. [District Rule 7012] Y

10. The drift rate shall not exceed 0.0005%. [District Rule 2201] Y

11. PM10 emissions shall not exceed 22.4 pounds per day. [District Rule 2201] Y

12. Compliance with the PM10 emission limit (lb/day) shall be demonstrated by using the following equation: Water Recirculation Rate (gal/day) x 8.34 lb/gal x Total Dissolved Solids Concentration in the blowdown water (ppm x 10E-06) x Design Drift Rate (%). [District Rule 2201] Y

13. Compliance with PM10 emission limit shall be determined by blowdown water sample analysis by independent laboratory within 60 days after the end of commissioning period of the gas turbine system and at least once quarterly thereafter. [District Rules 2201 and 1081] Y

14. Prior to operating under ATCs N-2697-5-0, N-2697-6-0 and N-2697-7-0, the permittee shall mitigate the following quantities of PM10: 1st quarter: 19,112 lb, 2nd quarter: 19,112 lb, 3rd quarter: 19,112 lb, and 4th quarter: 19,112 lb. Offsets shall be provided at the applicable offset ratio specified in Table 4-2 of Rule 2201 (as amended 9/21/06). [District Rule 2201] Y

15. PM10 ERCs S-2844-4, C-911-4, N-756-4, C-913-4, C-912-4, and SOx ERCs S-2843-5, S-2845-5, S-2858-5, N-759-5, N-758-5, S-2846-5 and N-757-5 (or a certificate split from any of these certificates) shall be used to supply the required PM10 offsets, unless a revised offsetting proposal is received and approved by the District. Following the revisions, this Authority to Construct permit shall be re-issued, administratively specifying the new offsetting proposal. Original public noticing requirements, if any, shall be duplicated prior to re-issuance of this Authority to Construct permit. [District Rule 2201] Y

16. The District has authorized to use SOx reductions to overcome shortfall in the amount of PM10 offsets at SOx/PM10 interpollutant offset ratio of 1.00. [District Rule 2201] Y

Draft Permit Unit Requirements N-2697-7-0

Equipment Description:

36.5 MMBTU/HR RENTECH BOILER SYSTEMS INC "D" TYPE BOILER EQUIPPED WITH A TODD/COEN RMB ULTRA LOW-NOX BURNER (PART OF SIEMENS' "FLEX-PLANT 30" SYSTEM)

Conditions:

1. The permittee shall not begin actual onsite construction of the equipment authorized by this Authority to Construct until the lead agency satisfies the requirements of the California Environmental Quality Act (CEQA). [California Environmental Quality Act] N

2. {1830} This Authority to Construct serves as a written certificate of conformity with the procedural requirements of 40 CFR 70.7 and 70.8 and with the compliance requirements of 40 CFR 70.6(c). [District NSR Rule] Y

3. {1831} Prior to operating with modifications authorized by this Authority to Construct, the facility shall submit an application to modify the Title V permit with an administrative amendment in accordance with District Rule 2520 Section 5.3.4. [District Rule 2520, 5.3.4] Y

4. All equipment shall be maintained in good operating condition and shall be operated in a manner to minimize emissions of air contaminants into the atmosphere. [District Rule 2201] Y

5. {98} No air contaminant shall be released into the atmosphere which causes a public nuisance. [District Rule 4102] N

6. No air contaminant shall be discharged into the atmosphere for a period or periods aggregating more than three minutes in any one hour which is as dark as, or darker than, Ringelmann 1 or 20% opacity. [District Rule 4101] Y

7. Particulate matter emissions shall not exceed 0.1 grains/dscf in concentration. [District Rule 4201] Y

8. The unit shall only be fired on PUC-regulated natural gas. [District Rules 2201 and 4320] Y

9. A non-resettable, totalizing mass or volumetric fuel flow meter to measure the amount of natural gas combusted in the unit shall be installed, utilized and maintained. [District Rule 2201, 40 CFR60.48(c)(g)] Y

10. The total mass emissions of NOx, VOC, CO, PM10 and SOx that are emitted during the commissioning period shall accrue towards the quarterly emission limits. [District Rule 2201] Y

11. During commissioning period, the owner or operator shall keep records of the natural gas fuel combusted in the boiler on daily basis. [District Rule 2201] Y

12. The owner or operator shall notify the District of any breakdown condition as soon as reasonably possible, but no later than one hour after its detection, unless the owner or operator demonstrates to the District's satisfaction that the longer reporting period was necessary. [District Rule 1100] N

13. The District shall be notified in writing within ten days following the correction of any breakdown condition. The breakdown notification shall include a description of the equipment malfunction or failure, the date and cause of the initial failure, the estimated emissions in excess of those allowed, and the methods utilized to restore normal operations. [District Rule 1100] N

14. NOx (as NO2) emissions shall not exceed 7.0 ppmvd @ 3% O2. [District Rules 2201, 4305, 4306 and 4320] Y

15. CO emissions shall not exceed 50 ppmvd @ 3% O2. [District Rules 2201, 4305, 4306 and 4320] Y

16. VOC (as CH4) emissions shall not exceed 10.0 ppmvd @ 3% O2. [District Rule 2201] Y

17. PM10 emissions shall not exceed 0.0076 lb/MMBtu. [District Rule 2201] Y

18. SOx emissions shall not exceed 0.00285 lb/MMBtu. [District Rule 2201] Y

19. NOx (as NO2) emissions from this unit shall not exceed any of the following: 1st quarter: 310 lb; 2nd quarter: 310 lb; 3rd quarter: 310 lb; 4th quarter: 310 lb. [District Rule 2201] Y

20. CO emissions from this unit shall not exceed any of the following: 1st quarter: 1,348 lb; 2nd quarter: 1,348 lb; 3rd quarter: 1,348 lb; 4th quarter: 1,348 lb. [District Rule 2201] Y

21. VOC emissions from this unit shall not exceed any of the following: 1st quarter: 154 lb; 2nd quarter: 154 lb; 3rd quarter: 154 lb; 4th quarter: 154 lb. [District Rule 2201] Y

22. PM10 emissions from this unit shall not exceed any of the following: 1st quarter: 277 lb; 2nd quarter: 277 lb; 3rd quarter: 277 lb; 4th quarter: 277 lb. [District Rule 2201] Y

23. SOx (as SO2) emissions from this unit shall not exceed any of the following: 1st quarter: 104 lb; 2nd quarter: 104 lb; 3rd quarter: 104 lb; 4th quarter: 104 lb. [District Rule 2201] Y

24. The total CO emissions from the gas turbine system (N-2697-5) and the auxiliary boiler (N-2697-7) shall not exceed 198,000 pounds in any 12-consecutive month rolling period. [District Rule 2201] Y

25. All emissions measurements shall be made with the unit operating either at conditions representative of normal operations or conditions specified in the Permit to Operate. No determination of compliance shall be established within two hours after a continuous period in which fuel flow to the unit is shut off for 30 minutes or longer, or within 30 minutes after a re-ignition as defined in Section 3.0 of District Rule 4306. [District Rules 4305 and 4306] Y

26. Source testing to measure NOx and CO emissions from this unit while fired on natural gas shall be conducted before the end of commissioning period of the gas turbine system. [District Rules 2201, 4305 and 4306] Y

27. Source testing to measure NOx and CO emissions from this unit while fired on natural gas shall be conducted at least once every twelve (12) months. After demonstrating compliance on two (2) consecutive annual source tests, the unit shall be tested not less than once every thirty-six (36) months. If the result of the 36-month source test demonstrates that the unit does not meet the applicable emission limits, the source testing frequency shall revert to at least once every twelve (12) months. [District Rules 4305, 4306 and 4320] Y

28. The source test plan shall identify which basis (ppmv or lb/MMBtu) will be used to demonstrate compliance. [District Rules 4305 and 4306] Y

29. Source testing shall be conducted using the methods and procedures approved by the District. The District must be notified at least 30 days prior to any compliance source test, and a source test plan must be submitted for approval at least 15 days prior to testing. [District Rule 1081] Y

30. NOx emissions for source test purposes shall be determined using EPA Method 7E or CARB Method 100 on a ppmv basis, or EPA Method 19 on a heat input basis. [District Rules 4305, 4306 and 4320] Y

31. CO emissions for source test purposes shall be determined using EPA Method 10 or CARB Method 100. [District Rules 4305, 4306 and 4320] Y

32. Stack gas oxygen (O2) shall be determined using EPA Method 3 or 3A or CARB Method 100. [District Rules 4305, 4306 and 4320] Y

33. For emissions source testing, the arithmetic average of three 30-consecutive-minute test runs shall apply. If two of three runs are above an applicable limit the test cannot be used to demonstrate compliance with an applicable limit. [District Rules 4305, 4306 and 4320] Y

34. The results of each source test shall be submitted to the District within 60 days thereafter. [District Rule 1081] Y

35. The owner or operator shall submit an analysis showing the fuel's sulfur content at least once every year. Valid purchase contracts, supplier certifications, tariff sheets, or transportation contacts may be used to satisfy this requirement, provided they establish the fuel's sulfur content. [District Rule 4320] N

36. Fuel sulfur content shall be determined using EPA Method 11 or EPA Method 15 or District, CARB and EPA approved alternative methods. [District Rule 4320] N

37. The permittee shall monitor and record the stack concentration of NOx, CO, and O2 at least once every month (in which a source test is not performed) using a portable emission monitor that meets District specifications given in District Policy SSP-1105. Monitoring shall not be required if the unit is not in operation, i.e. the unit need not be started solely to perform monitoring. Monitoring shall be performed within 5 days of restarting the unit unless monitoring has been performed within the last month. [District Rules 4305, 4306 and 4320] Y

38. If either the NOx or CO concentrations corrected to 3% O2, as measured by the portable analyzer, exceed the allowable emissions concentration, the permittee shall return the emissions to within the acceptable range as soon as possible, but no longer than 1 hour of operation after detection. If the portable analyzer readings continue to exceed the allowable emissions concentration after 1 hour of operation after detection, the permittee shall notify the District within the following 1 hour and conduct a certified source test within 60 days of the first exceedance. In lieu of conducting a source test, the permittee may stipulate a violation has occurred, subject to enforcement action. The permittee must then correct the violation, show compliance has been re-established, and resume monitoring procedures. If the deviations are the result of a qualifying breakdown condition pursuant to Rule 1100, the permittee may fully comply with Rule 1100 in lieu of the performing the notification and testing required by this condition. [District Rules 4305, 4306 and 4320] Y

39. All alternate monitoring parameter emission readings shall be taken with the unit operating either at conditions representative of normal operations or conditions specified in the Permit to Operate. The analyzer shall be calibrated, maintained, and operated in accordance with the manufacturer's specifications and recommendations or a protocol approved by the APCO. Emission readings taken shall be averaged over a 15 consecutive-minute period by either taking a cumulative 15 consecutive-minute sample reading or by taking at least five (5) readings, evenly spaced out over the 15 consecutive-minute period. [District Rules 4305, 4306 and 4320] Y

40. The permittee shall maintain records of: (1) the date and time of NOx, CO, and O2 measurements, (2) the O2 concentration in percent and the measured NOx and CO concentrations corrected to 3% O2, (3) make and model of exhaust gas analyzer, (4) exhaust gas analyzer calibration records, and (5) a description of any corrective action taken to maintain the emissions within the acceptable range. [District Rules 4305, 4306 and 4320] Y

41. The permittee shall maintain daily records of the type and quantity of fuel combusted by the boiler. [District Rule 2201, 40 CFR 60.48(c)(g)] Y

42. The permittee shall maintain records of: (1) the date, (2) heat input rate, MMBtu/day, (3) daily emissions, in pounds, for each pollutant listed in this permit, (4) quarterly emissions, in pounds, for each pollutant listed in this permit, and the combined CO emissions (12 consecutive month rolling total), in pounds, for permit unit N-2697-5 and N-2697-7. [District Rule 2201] Y

43. All records shall be maintained and retained on-site for a minimum of five (5) years, and shall be made available for District inspection upon request. [District Rules 1070, 4305, 4306 and 4320] Y

44. Prior to operating under ATCs N-2697-5-0 and N-2697-7-0, the permittee shall mitigate the following quantities of NOx: 1st quarter: 38,348 lb, 2nd quarter: 38,721 lb, 3rd quarter: 37,436 lb, and 4th quarter: 38,150 lb. Offsets shall be provided at the applicable offset ratio specified in Table 4-2 of Rule 2201 (as amended 9/21/06). [District Rule 2201] Y

45. NOx ERCs S-2857-2, S-2848-2, S-2849-2, S-2850-2, S-2851-2, S-2852-2, S-2854-2, S-2855-2, C-915-2, C-916-2, C-914-2, N-755-2, N-754-2, S-2894-2 and S-2895-2 (or a certificate split from any of these certificates) shall be used to supply the required NOx offsets, unless a revised offsetting proposal is received and approved by the District. Following the revisions, this Authority to Construct permit shall be re-issued, administratively specifying the new offsetting proposal. Original public noticing requirements, if any, shall be duplicated prior to re-issuance of this Authority to Construct permit. [District Rule 2201] Y

46. Prior to operating under ATCs N-2697-5-0 and N-2697-7-0, the permittee shall mitigate the following quantities of VOC: 1st quarter: 8,240 lb, 2nd quarter: 8,331 lb, 3rd quarter: 8,571 lb, and 4th quarter: 8,477 lb. Offsets shall be provided at the applicable offset ratio specified in Table 4-2 of Rule 2201 (as amended 9/21/06). [District Rule 2201] Y

47. VOC ERC S-2860-1, and NOx ERCs S-2857-2, S-2848-2, S-2849-2, S-2850-2, S-2851-2, S-2852-2, S-2854-2, S-2855-2, C-915-2, C-916-2, C-914-2, N-755-2, N-754-2, S-2894-2 and S-2895-2 (or a certificate split from any of these certificates) shall be used to supply the required VOC offsets, unless a revised offsetting proposal is

received and approved by the District. Following the revisions, this Authority to Construct permit shall be re-issued, administratively specifying the new offsetting proposal. Original public noticing requirements, if any, shall be duplicated prior to re-issuance of this Authority to Construct permit. [District Rule 2201] Y

48. The District has authorized to use NOx reductions to overcome shortfall in the amount of VOC offsets at NOx/VOC interpollutant offset ratio of 1.00. [District Rule 2201] Y

49. Prior to operating under ATCs N-2697-5-0 and N-2697-7-0, the permittee shall mitigate the following quantities of SOx: 1st quarter: 2,668 lb, 2nd quarter: 2,668 lb, 3rd quarter: 2,668 lb, and 4th quarter: 2,668 lb. Offsets shall be provided at the applicable offset ratio specified in Table 4-2 of Rule 2201 (as amended 9/21/06). [District Rule 2201] Y

50. SOx ERCs S-2843-5, S-2845-5, S-2858-5, N-759-5, N-758-5, S-2846-5 and N-757-5 (or a certificate split from any of these certificates) shall be used to supply the required SOx offsets, unless a revised offsetting proposal is received and approved by the District. Following the revisions, this Authority to Construct permit shall be re-issued, administratively specifying the new offsetting proposal. Original public noticing requirements, if any, shall be duplicated prior to re-issuance of this Authority to Construct permit. [District Rule 2201] Y

51. Prior to operating under ATCs N-2697-5-0, N-2697-6-0 and N-2697-7-0, the permittee shall mitigate the following quantities of PM10: 1st quarter: 19,112 lb, 2nd quarter: 19,112 lb, 3rd quarter: 19,112 lb, and 4th quarter: 19,112 lb. Offsets shall be provided at the applicable offset ratio specified in Table 4-2 of Rule 2201 (as amended 9/21/06). [District Rule 2201] Y

52. PM10 ERCs S-2844-4, C-911-4, N-756-4, C-913-4, C-912-4, and SOx ERCs S-2843-5, S-2845-5, S-2858-5, N-759-5, N-758-5, S-2846-5 and N-757-5 (or a certificate split from any of these certificates) shall be used to supply the required PM10 offsets, unless a revised offsetting proposal is received and approved by the District. Following the revisions, this Authority to Construct permit shall be re-issued, administratively specifying the new offsetting proposal. Original public noticing requirements, if any, shall be duplicated prior to re-issuance of this Authority to Construct permit. [District Rule 2201] Y

53. The District has authorized to use SOx reductions to overcome shortfall in the amount of PM10 offsets at SOx/PM10 interpollutant offset ratio of 1.00. [District Rule 2201] Y

ATTACHMENT B
PROJECT LOCATION AND SITE PLAN

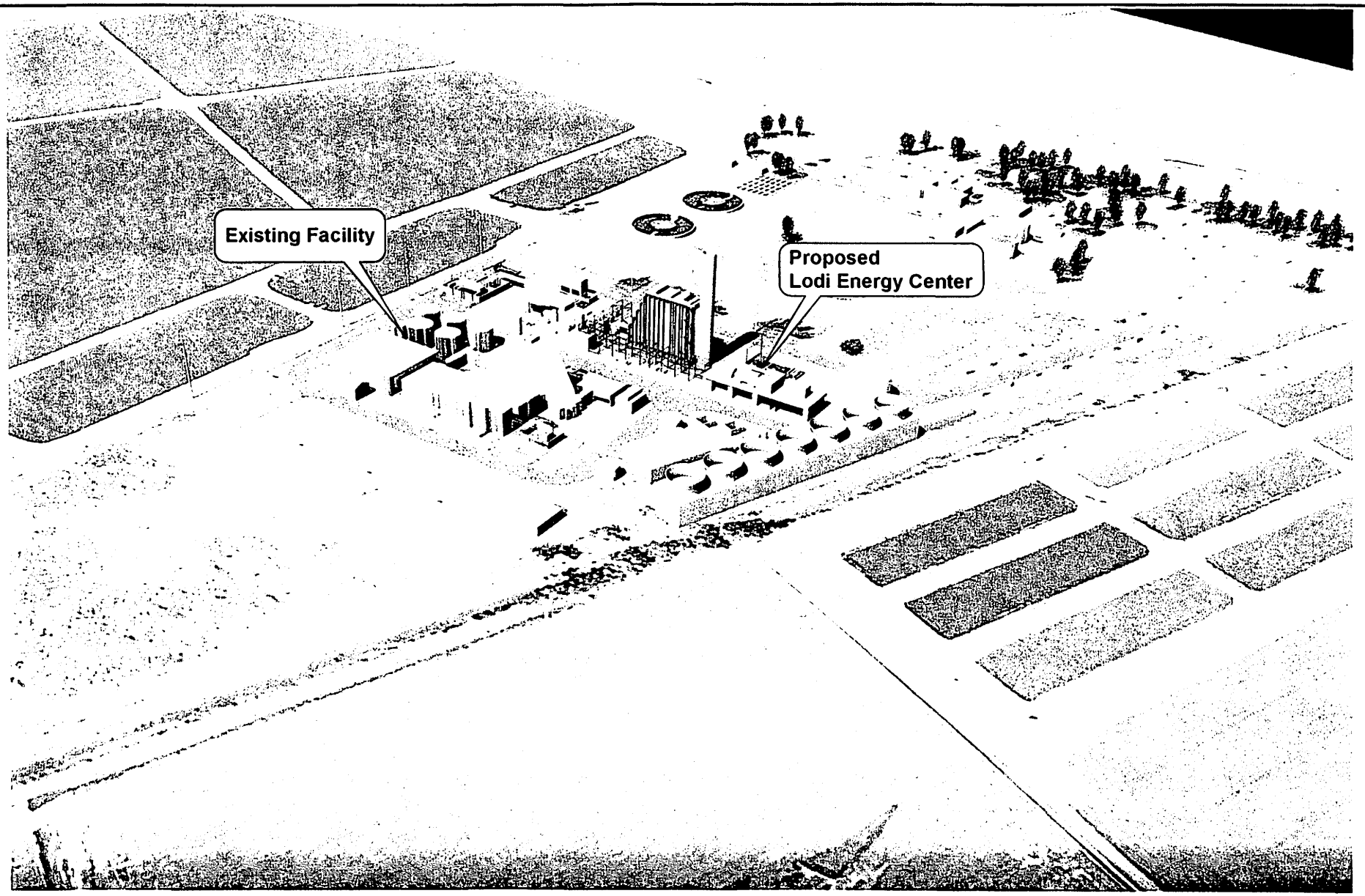

FIGURE 1.1-1R
ARCHITECTURAL RENDERING
LODI ENERGY CENTER
LODI, CALIFORNIA

PLANT SITE DESCRIPTION

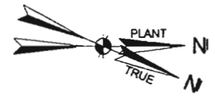

1. COMBUSTION TURBINE/GENERATOR
2. HRSG
3. STEAM TURBINE/GENERATOR
4. COOLING TOWER
5. GSUT
6. GAS METERING AREA
7. WATER TREATEMENT BUILDING
8. COOLING TOWER CHEM TOTES
9. DEMINERALIZED WATER TANK
10. CEMS BUILDING
11. STIG PLANT COOLING TOWER (TEMPORARY)
12. ELECT SWGR ROOM
13. OIL/WATER SEPARATOR
14. BOILER FEED WATER PUMPS
15. BOILER BLOWDOWN TANK
16. COOLING TOWER CHEM FEED TANK
17. GEN. CIRCUIT BREAKER
18. RAW WATER TANK
19. STG / HRSG PDC
20. CTG PDC
21. STEAM TURBINE SOUND ENCLOSURE
22. STACK
23. 4160V UNIT AUX. TRANSFORMER
24. EXCITATION TRANSFORMER
25. COOLING WATER PUMP STRUCTURE
26. U/G CIRCULATING WATER PIPING
27. EXISTING INJECTION WELL
28. NCPA WAREHOUSE EXTENSION (NEW)
29. POTABLE WATER WELL
30. 480V SUS TRANSFORMER
31. REPLACEMENT WELL (FUTURE)
32. INJECTION WELL HEAD
33. FUEL GAS PERFORMANCE HEATER
34. INJECTION WATER STORAGE TANK
35. AMMONIA SKID
36. AUXILIARY BOILER
37. AMMONIA STORAGE TANK (EXISTING)
38. FIRE PUMP (EXISTING)
39. HYDRAULIC SKID
40. CONTROL ROOM (EXISTING)
41. ROTOR AIR COOLER
42. MAIN ENTRANCE
43. SECONDARY ENTRANCE
44. NH3 FORWARDING SKID
45. STIG PLANT COOLING WATER PUMPS (TEMPORARY)
46. FIREWATER TANK (EXISTING)
47. FIREWATER TANK (EXISTING)
48. DEMIN. WATER TANK (EXISTING)
49. R.O. WATER STORAGE TANK (EXISTING)
50. R.O. WATER STORAGE TANK (EXIST.)
51. WASTE TANK (EXISTING)
52. GAS COMPRESSORS
53. RELOCATED GAS COMP.
54. GAS COMPRESSOR FILTER
55. TRANSMISSION TOWER
56. GAS COMP. AFTERCOOLER
57. FUEL GAS FILTER/SEPARATOR
58. HYDRAULIC SUPPLY SKID
59. CONDENSATE EXTRACTION PUMPS
60. LUBE OIL SKID
61. GLAND STEAM SKID/CONDENSER
62. VACUUM PUMPS
63. SEE/SFC PACKAGE & TRANSFORMERS
64. VT & SURGE CUBICLE
65. ELECTRICAL PACKAGE
66. DEW POINT HEATER
67. G. T. LUBE OIL SKID
68. DEMIN WATER TRANS. PUMPS
69. S. T. DRAIN TANK
70.
71.
72. HEAT EXCHANGER
73. GLAND STEAM CONDENSER

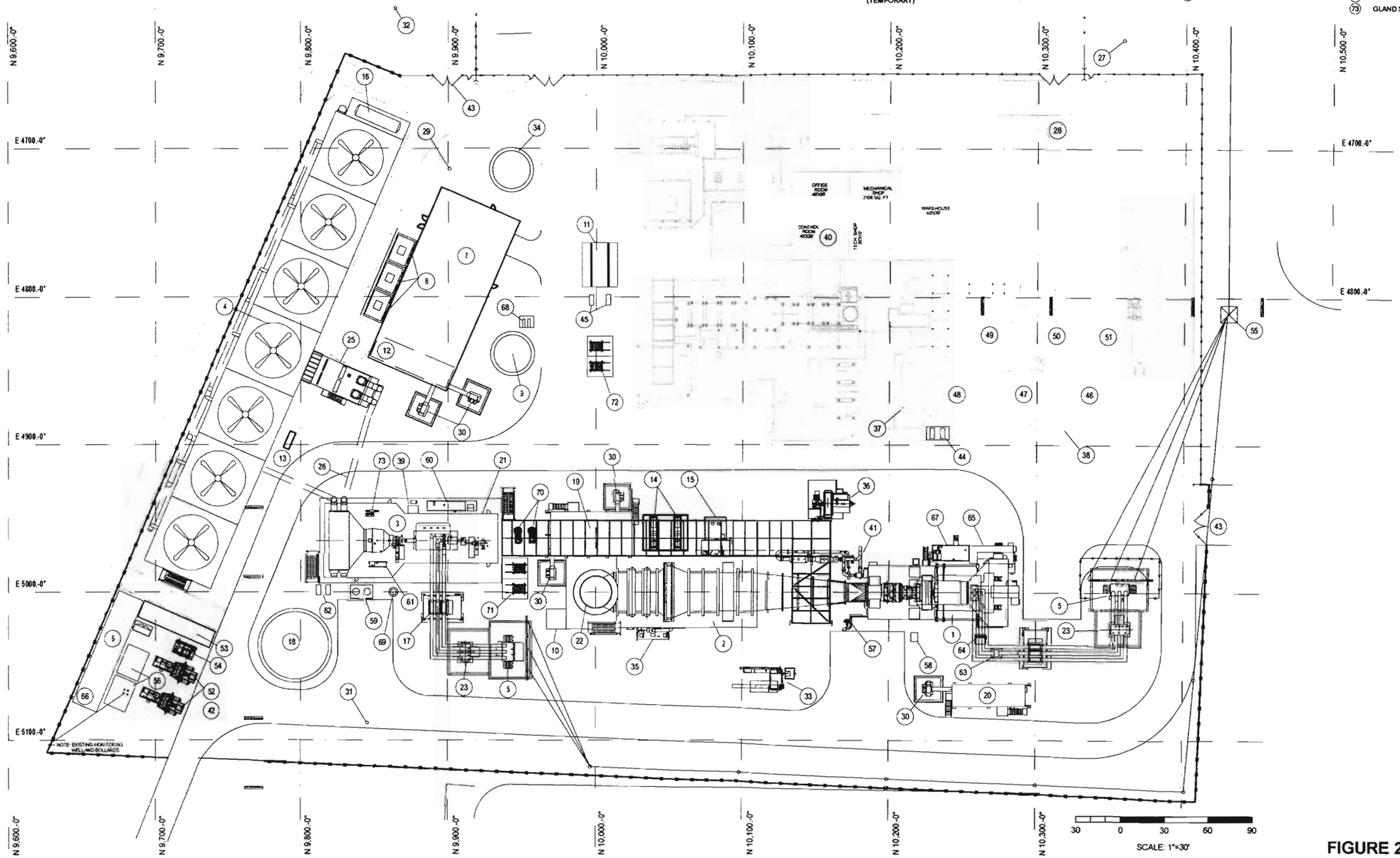

FIGURE 2.1-1R
GENERAL ARRANGEMENT
LODI ENERGY CENTER - SUPPLEMENT D
LODI, CALIFORNIA

Source: Worley Parsons LTD, Drawing LODI-0-DW-111-007-002A, 6-4-09

ATTACMENT C
CTG COMMISSIONG PERIOD EMISSIONS DATA

Table 5.1B-7bR
NCPA Lodi Energy Center
Detailed Emission Calculations for Turbine Commissioning
Rev 07/09 Siemens SCC6-5000F 1x1, no duct firing

Commissioning Test	Activity	Days	Daily Operation (hrs/day)	GT Firing Rate (MMBtu/hr)	Pollutant	Emission Factor (lbs/MMBtu)	Hourly Emissions (lbs/hr)	Daily Emissions (lbs/day)	Total Emissions During Test (lbs)
FSNL + Ign. Tests	FSNL Operation	2	8	400	NOx		125	1,000.0	2,000.0
					CO		900	7,200.0	14,400.0
					VOC		16.0	128.0	256.0
					SOx	0.0028	1.14	9.1	18.2
					PM10		9.0	72.0	144.0
Steam Blows	Part Load Operation	3	10	1,303	NOx		400	4,000.0	12,000.0
					CO		2000	20,000.0	60,000.0
					VOC		16	160.0	480.0
					SOx	0.0028	3.7	37.1	111.2
					PM10		9.0	90.0	270.0
Part Load Tests	Part Load Operation	4	12	1,303	NOx	0.1088	141.71	1,700.6	6,802.3
					CO		385	4,620.0	18,480.0
					VOC		16.0	192.0	768.0
					SOx	0.0028	3.7	44.5	177.9
					PM10		9.0	108.0	432.0
Full Load Tests without SCR operational	Full Load Operation	4	12	2,142	NOx	0.0326	69.9	839.2	3,356.7
					CO	0.0066	14.2	170.3	681.1
					VOC	0.0018	3.8	45.5	182.0
					SOx	0.0028	6.1	73.1	292.5
					PM10		9.0	108.0	432.0
Multiple Load Tests with SCR at partial control	Startup/Shutdown	5	3	2,142	NOx		100.0	684.8	3,424.0
					CO		900.0	2827.7	14,138.5
					VOC		16.0	82.1	410.7
					SOx	0.0028	6.1	73.1	365.6
					PM10		9.0	108.0	540.0
	Full Load Operation		9		NOx	0.0200	42.8	inc	inc
					CO	0.0066	14.2	inc	inc
					VOC	0.0018	3.8	inc	inc
					SOx	0.0028	6.1	inc	inc
					PM10		9.0	inc	inc
Performance Tests with SCR at full control	Startup/Shutdown	10	3	2,142	NOx		100.0	439.8	4,398.3
					CO		900.0	2827.7	28,277.0
					VOC		16.0	82.1	821.3
					SOx	0.0028	6.1	73.1	731.2
					PM10		9.0	108.0	1,080.0
	Full Load Operation		9	2,142	NOx	0.0073	15.5	inc	inc
					CO	0.0066	14.2	inc	inc
					VOC	0.0018	3.8	inc	inc
					SOx	0.0028	6.1	inc	inc
					PM10		9.0	inc	inc

Total Commissioning Hours: 292

Table 5.1-7bR (cont'd)

Notes:

1. Emission factors during FSNL and ignition tests
   - NOx - based on max expected hourly emission rate of 125 lbs/hr.
   - CO - based on startup emission rate of 900 lbs/hr.
   - VOC, SOx and PM10 - based on startup emission rates and 1.0 grain S/100 dscf n.g.
2. Emission factors during steam blows
   - NOx - based on max expected hourly emission rate of 400 lbs/hr.
   - CO - based on maximum expected hourly emission rate of 2000 lbs/hr.
   - VOC, SOx and PM10 - based on startup emission rates and 1.0 grain S/100 dscf n.g.
3. Emission factors during part load tests
   - NOx - based on estimate for part load test tuning combustor (ppm @ 15% O2) = 30
   - CO - based on hourly emission rate used for Crockett Cogeneration plant commissioning period.
   - VOC, SOx and PM10 - based on startup emission rates and 1.0 grain S/100 dscf n.g.
4. Emission factors during full load tests without SCR operational
   - NOx level in ppmvd @ 15% O_2 = 9
   - CO, VOC - based on combustor operating in pre-mix mode (3 ppmc CO and 1.4 ppmc for VOC).
   - SOx and PM10 - emission factors based on fuel flow and 1.0 grain S/100 dscf n.g.
5. Emission factors during full load tests with SCR partially operational
   - NOx - based information with combustor operating in pre-mix mode and SCR controlling NOx to 5.5 ppmc.
   - CO, VOC - based on combustor operating in pre-mix mode (3 ppmc CO, 1.4 ppmc for VOC).
   - SOx and PM10 - emission factors based on fuel flow and 1.0 grain S/100 dscf n.g.
6. Emission factors during full load tests with SCR fully operational
   - NOx - based on combustor operating in pre-mix mode and SCR operational (2 ppmc NOx).
   - CO, VOC - based on combustor operating in pre-mix mode and ox cat operational, 3 hours of startups (3 ppmc CO, 1.4 ppmc for VOC for 9 hours; 900 lb/hr for CO and 16 lb/hr for VOC during startups).
   - SOx and PM10 - emission factors based on fuel flow and 1.0 grain S/100 dscf n.g.
7. Startup and shutdown emission rates unchanged.

ATTACHMENT D
SJVAPCD BACT GUIDELINES 3.4.2 AND 8.3.10

San Joaquin Valley
Unified Air Pollution Control District

Best Available Control Technology (BACT) Guideline 3.4.2*

Last Update: 10/1/2002

Gas Turbine - = or > 50 MW, Uniform Load, with Heat Recovery

Pollutant	Achieved in Practice or contained in the SIP	Technologically Feasible	Alternate Basic Equipment
CO	6.0 ppmv @ 15% O2 (Oxidation catalyst, or equal)	4.0 ppmv @ 15% O2 (Oxidation catalyst, or equal)	
NOx	2.5 ppmv dry @ 15% O2 (1-hr average, excluding startup and shutdown), (Selective catalytic reduction, or equal)	2.0 ppmv dry @ 15% O2 (1-hr average, excluding startup and shutdown), (Selective catalytic reduction, or equal)	
PM10	Air inlet filter cooler, lube oil vent coalescer and natural gas fuel, or equal		
SOx	1. PUC-regulated natural gas or 2. Non-PUC-regulated gas with no more that 0.75 grams S/100 dscf, or equal.		
VOC	2.0 ppmv @ 15% O2	1.5 ppmv @ 15% O2	

** Applicability lowered to > 50 MW pursuant to CARB Guidance for Permitting Electrical Generation Technologies. Change effective 10/1/02. Corrected error in applicability to read 50 MW not 50 MMBtu/hr effective 4/1/03.

BACT is the most stringent control technique for the emissions unit and class of source. Control techniques that are not achieved in practice or contained in s a state implementation plan must be cost effective as well as feasible. Economic analysis to demonstrate cost effectiveness is requried for all determinations that are not achieved in practice or contained in an EPA approved State Implementation Plan.

***This is a Summary Page for this Class of Source - Permit Specific BACT Determinations on Next Page(s)**

San Joaquin Valley
Unified Air Pollution Control District

Best Available Control Technology (BACT) Guideline 8.3.10*

Last Update: 6/19/2000

Cooling Tower - Induced Draft, Evaporative Cooling

Pollutant	Achieved in Practice or contained in the SIP	Technologically Feasible	Alternate Basic Equipment
PM10		Cellular Type Drift Eliminator	

BACT is the most stringent control technique for the emissions unit and class of source. Control techniques that are not achieved in practice or contained in s a state implementation plan must be cost effective as well as feasible. Economic analysis to demonstrate cost effectiveness is requried for all determinations that are not achieved in practice or contained in an EPA approved State Implementation Plan.

***This is a Summary Page for this Class of Source - Permit Specific BACT Determinations on Next Page(s)**

ATTACHMENT E
TOP-DOWN BACT ANALYSIS (N-2697-5-0, '-6-0, '-7-0)

N-2697-5-0

I. NO_X Top-Down BACT Analysis

Step 1 - Identify All Possible Control Technologies

SJVAPCD BACT Clearinghouse Guideline 3.4.2 lists the following emissions limits or control technologies:

Achieved-in-Practice

- 2.5 ppmvd @ 15% O_2 (1 hr average, excluding startup and shutdown), (Selective catalytic reduction, or equal)

Technologically Feasible

- 2.0 ppmvd @ 15% O_2 (1 hr average, excluding startup and shutdown), (Selective catalytic reduction, or equal)

Alternate Basic Equipment

None

Step 2 - Eliminate Technologically Infeasible Options

All control options listed in step 1 are technologically feasible.

Step 3 - Rank Remaining Control Technologies by Control Effectiveness

1. 2.0 ppmvd @ 15% O_2 (1 hr average, excluding startup and shutdown), (Selective catalytic reduction, or equal)
2. 2.5 ppmvd @ 15% O_2 (1 hr average, excluding startup and shutdown), (Selective catalytic reduction, or equal)

Step 4 - Cost Effectiveness Analysis

A cost effectiveness analysis must be performed for all control options in the list from step 3 in the order of their rank to determine the cost effective option with the lowest emissions.

The applicant has proposed to use of a selective catalytic reduction system to achieve less than or equal to 2.0 ppmv NOx @ 15% O_2 (1 hr average, excluding startup and shutdown), (Selective catalytic reduction, or equal). This is the most stringent emission limit listed in Step 3 above. Therefore, in accordance with District policy APR-1305 (BACT), Section IX.D, a cost effective analysis is not necessary and no further discussion is required.

Step 5 - Select BACT

BACT for the gas turbine system is to achieve 2.0 ppmvd @ 15% O_2 or less (1 hr average, excluding startup and shutdown) using an SCR or equal technology.

NCPA has proposed to achieve 2.0 ppmv @ 15% O_2 or less (1 hr average, excluding startup and shutdown) using an SCR system. Therefore, BACT requirements are satisfied.

II. CO Top-Down BACT Analysis

Step 1 - Identify All Possible Control Technologies

SJVAPCD BACT Clearinghouse Guideline 3.4.2 lists the following emissions limits or control technologies:

Achieved-in-Practice

- 6.0 ppmv @ 15% O_2 (3-hour rolling average, except during startup/shutdown) with an Oxidation Catalyst and natural gas fuel

Technologically Feasible

- 2.0 ppmv @ 15% O_2 (3-hour rolling average, except during startup/shutdown) with an Oxidation Catalyst and natural gas fuel
- 4.0 ppmv @ 15% O_2 (3-hour rolling average, except during startup/shutdown) with an Oxidation Catalyst and natural gas fuel

Alternate Basic Equipment

None

Step 2 - Eliminate Technologically Infeasible Options

All control options listed in step 1 are technologically feasible.

Step 3 - Rank Remaining Control Technologies by Control Effectiveness

1. 2.0 ppmv @ 15% O_2 (3-hour rolling average, except during startup/shutdown) with an Oxidation Catalyst and natural gas fuel
2. 4.0 ppmv @ 15% O_2 (3-hour rolling average, except during startup/shutdown) with an Oxidation Catalyst and natural gas fuel.

3. 6.0 ppmv @ 15% O_2 (3-hour rolling average, except during startup/shutdown) with an Oxidation Catalyst and natural gas fuel.

Step 4 - Cost Effective Analysis

A cost effectiveness analysis must be performed for all control options in the list from step 3 in the order of their rank to determine the cost effective option with the lowest emissions.

The applicant has proposed to use of an oxidation catalyst to achieve less than or equal to 2.0 ppmvd CO @ 15% O_2 (3-hr rolling average, excluding startup and shutdown). The proposed limit is more stringent than the emission limits listed in Step 3 above. Therefore, in accordance with District policy APR-1305 (BACT), Section IX.D, a cost effective analysis is not necessary and no further discussion is required.

Step 5 - Select BACT

NCPA has proposed to achieve 2.0 ppmvd @ 15% O_2 or less (3-hour rolling average, except during startup/shutdown) using an oxidation catalyst and natural gas fuel. Therefore, BACT requirements are satisfied.

III. VOC Top-Down BACT Analysis

Step 1 - Identify All Possible Control Technologies

SJVAPCD BACT Clearinghouse Guideline 3.4.2 lists the following emissions limits or control technologies:

Achieved-in-Practice

- 2.0 ppmvd VOC @ 15% O_2

Technologically Feasible

- 1.5 ppmvd VOC @ 15% O_2

Alternate Basic Equipment

None

Step 2 - Eliminate Technologically Infeasible Options

All control options listed in step 1 are technologically feasible.

Step 3 - Rank Remaining Control Technologies by Control Effectiveness

1. 1.5 ppmvd @ 15% O_2
2. 2.0 ppmvd @ 15% O_2

Step 4 - Cost Effectiveness Analysis

A cost effectiveness analysis must be performed for all control options in the list from step 3 in the order of their rank to determine the cost effective option with the lowest emissions.

The applicant has proposed to meet 1.4 ppmvd @ 15% O_2 on 3-hour average basis. The proposed emissions limit is more stringent that the one listed in the BACT guideline. Therefore, cost effectiveness analysis is not necessary.

Step 5 - Select BACT

NCPA has proposed to achieve VOC concentrations of 1.4 ppmv @ 15% O_2. Therefore, BACT requirements are satisfied.

IV. PM_{10} Top-Down BACT Analysis

Step 1 - Identify All Possible Control Technologies

SJVAPCD BACT Clearinghouse Guideline 3.4.2 lists the following emissions limits or control technologies:

Achieved-in-Practice

- Air inlet filter, lube oil vent coalescer and natural gas fuel or equal

Technologically Feasible

None

Alternate Basic Equipment

None

Step 2 - Eliminate Technologically Infeasible Options

All of the listed controls are considered technologically feasible for this application.

Step 3 - Rank Remaining Control Technologies by Control Effectiveness

1. Air inlet filter, lube oil vent coalescer and natural gas fuel or equal

Step 4 - Cost Effectiveness Analysis

A cost effectiveness analysis must be performed for all control options in the list from step 3 in the order of their rank to determine the cost effective option with the lowest emissions.

The proposed CTG will be equipped with an inlet air filter, lube oil vent coalescer and be operated on natural gas fuel. This is the only ranking control option listed in Step 3 above. Therefore, in accordance with District policy APR 1305 (BACT), Section IX.D, a cost effective analysis is not necessary and no further discussion is required.

Step 5 - Select BACT

BACT for the gas turbine system is to use an air inlet filter, lube oil vent coalescer and natural gas fuel or equal.

The proposed turbine will be equipped with an air inlet filter, lube oil vent coalescer, and will be operated using natural gas fuel. Therefore, BACT requirements are satisfied.

V. SO_X Top-Down BACT Analysis

Step 1 - Identify All Possible Control Technologies

SJVAPCD BACT Clearinghouse Guideline 3.4.2 lists the following emissions limits or control technologies:

Achieved-in-Practice

PUC-regulated natural gas fuel; or Non-PUC-regulated gas with no more than 0.75 grains S/100 dscf, or equal

Technologically Feasible

None

Alternate Basic Equipment

None

Step 2 - Eliminate Technologically Infeasible Options

All of the listed controls are considered technologically feasible for this application.

Step 3 - Rank Remaining Control Technologies by Control Effectiveness

1. PUC-regulated natural gas fuel

2. Non-PUC-regulated gas with no more than 0.75 grains S/100 dscf, or equal

Step 4 - Cost Effectiveness Analysis

A cost effectiveness analysis must be performed for all control options in the list from step 3 in the order of their rank to determine the cost effective option with the lowest emissions.

The applicant has proposed to use PUC-regulated natural gas fuel. Therefore, in accordance with District policy APR 1305 (BACT), Section IX.D, a cost effective analysis is not necessary and no further discussion is required.

Step 5 - Select BACT

BACT for the gas turbine system is to use PUC-regulated natural gas or PUC quality gas with 0.75 grains S/100 dscf.

The applicant has proposed to use PUC-regulated natural gas fuel. Therefore, the BACT requirements are satisfied.

N-2697-6-0

PM_{10} Top-Down BACT Analysis

Step 1 - Identify All Possible Control Technologies

SJVAPCD BACT Clearinghouse Guideline 8.3.10 lists the following emissions limits or control technologies:

Achieved-in-Practice

None

Technologically Feasible

Cellular type drift eliminator

Alternate Basic Equipment

None

Step 2 – Eliminate Technologically Infeasible Options

All of the listed controls are considered technologically feasible for this application.

Step 3 – Rank Remaining Control Technologies by Control Effectiveness

1. Cellular type drift eliminator

Step 4 - Cost Effectiveness Analysis

A cost effectiveness analysis must be performed for all control options in the list from step 3 in the order of their rank to determine the cost effective option with the lowest emissions.

The proposed cooling tower will be equipped with a high efficiency drift eliminators. This is the only ranking control option listed in Step 3 above. Therefore, in accordance with District policy APR 1305 (BACT), Section IX.D, a cost effective analysis is not necessary and no further discussion is required.

Step 5 - Select BACT

BACT for the gas turbine system is to use cellular type drift eliminators. The proposed cooling tower will be equipped with a high efficiency drift eliminators. Therefore, BACT requirements are satisfied.

N-2697-7-0

I. NO_X Top-Down BACT Analysis

Step 1 - Identify All Possible Control Technologies

Recently, the BACT Guideline 1.1.2 is rescinded from the BACT clearinghouse since District Rule 4320 requires more stringent NOx emission limit that the one listed in this guideline. The District considers the following NOx emissions limits to conduct a BACT analysis for new projects:

Achieved-in-Practice:
7.0 ppmvd @ 3% O_2

Technologically Feasible:
5.0 ppmvd @ 3% O_2

Alternate Basic Equipment:
None

Step 2 - Eliminate Technologically Infeasible Options

All control options listed in step 1 are technologically feasible.

Step 3 - Rank Remaining Control Technologies by Control Effectiveness

1. 5.0 ppmvd @ 3% O_2
2. 7.0 ppmvd @ 3% O2

Step 4 - Cost Effectiveness Analysis

5.0 ppmvd @ 3% O_2 with SCR

On August 3, 2009, NCPA's consultant supplied budgetary estimate of $625,000 (U.S. Dollars to purchase and install an SCR system for this unit. The annualized cost would be:

$$A = (P)\left[\frac{(i)(1+i)^n}{(1+i)^n - 1}\right] \text{ where:}$$

A: Equivalent annual capital cost of the control equipment
P: Present value of the control equipment
I: Interest rate (District policy is to use 10%)
n: Equipment life (District policy is to use 10 years)

$$A = (\$625{,}000)\left[\frac{(0.1)(1+0.1)^{10}}{(1+0.1)^{10}-1}\right] = \frac{\$101{,}716}{yr}$$

In determining the cost of reduction, typically the District uses the emission reduction that can be achieved from the current "industry standard". Rule 4320 NOx limit of 7.0 ppmvd @ 3% O_2 is assumed to be the "industry standard". Therefore, the reduction from the "industry standard" would be:

$$= \frac{(7.0 - 5.0)\left(8{,}578\ \frac{dscf}{MMBtu}\right)\left(46\ \frac{lb\text{ - }NOx}{lb - mol}\right)\left(146{,}000\ \frac{MMBtu}{year}\right)}{\left(379.5\ \frac{dscf}{lb - mol}\right)\left(\frac{20.95\ \text{ - }3}{20.95}\right)(10^6)}$$

$$= 354\ \frac{lb - NOx}{year}$$

Cost of Reduction ($/ton):

$$\frac{\left(\frac{\$101{,}716}{year}\right)\left(2{,}000\frac{lb}{ton}\right)}{\left(354\frac{lb - NOx}{year}\right)} = \frac{\$60{,}542}{ton}$$

The cost of reduction of NOx emissions is greater than the threshold limit of $24,500/ton; therefore, an SCR installation is ***not cost effective*** and will be removed from consideration at this time.

Step 5 - Select BACT

BACT to control NO_X emissions would be to achieve 7.0 ppmvd @ 3% O_2. The applicant has proposed to meet this limit. Therefore, BACT for NO_X emissions is satisfied.

II. CO Top-Down BACT Analysis

Step 1 - Identify All Possible Control Technologies

<u>Achieved-in-Practice</u>

Natural gas fuel with LPG backup

Technologically Feasible

None

Alternate Basic Equipment

None

Step 2 - Eliminate Technologically Infeasible Options

All of the listed controls are considered technologically feasible for this application.

Step 3 - Rank Remaining Control Technologies by Control Effectiveness

1. Natural gas fuel with LPG backup

Step 4 - Cost Effectiveness Analysis

A cost effectiveness analysis must be performed for all control options in the list from step 3 in the order of their rank to determine the cost effective option with the lowest emissions.

The applicant has proposed to use natural gas fuel. Therefore, in accordance with District policy APR 1305 (BACT), Section IX.D, a cost effective analysis is not necessary and no further discussion is required.

Step 5 - Select BACT

BACT for the emission unit is to use natural gas fuel. NCPA is proposing to use natural gas fuel; therefore, BACT requirements are satisfied.

III. VOC Top-Down BACT Analysis

Step 1 - Identify All Possible Control Technologies

Achieved-in-Practice

Natural gas fuel with LPG backup

Technologically Feasible

None

Alternate Basic Equipment

None

Step 2 - Eliminate Technologically Infeasible Options

All of the listed controls are considered technologically feasible for this application.

Step 3 - Rank Remaining Control Technologies by Control Effectiveness

1. Natural gas fuel with LPG backup

Step 4 - Cost Effectiveness Analysis

A cost effectiveness analysis must be performed for all control options in the list from step 3 in the order of their rank to determine the cost effective option with the lowest emissions.

The applicant has proposed to use natural gas fuel. Therefore, in accordance with District policy APR 1305 (BACT), Section IX.D, a cost effective analysis is not necessary and no further discussion is required.

Step 5 - Select BACT

BACT for the emission unit is to use natural gas fuel. NCPA is proposing to use natural gas fuel; therefore, BACT requirements are satisfied.

IV. PM_{10} Top-Down BACT Analysis

Step 1 - Identify All Possible Control Technologies

Achieved-in-Practice

Natural gas fuel with LPG backup

Technologically Feasible

None

Alternate Basic Equipment

None

Step 2 - Eliminate Technologically Infeasible Options

All of the listed controls are considered technologically feasible for this application.

Step 3 - Rank Remaining Control Technologies by Control Effectiveness

1. Natural gas fuel with LPG backup

Step 4 - Cost Effectiveness Analysis

A cost effectiveness analysis must be performed for all control options in the list from step 3 in the order of their rank to determine the cost effective option with the lowest emissions.

The applicant has proposed to use natural gas fuel. Therefore, in accordance with District policy APR 1305 (BACT), Section IX.D, a cost effective analysis is not necessary and no further discussion is required.

Step 5 - Select BACT

BACT for the emission unit is to use natural gas fuel. NCPA is proposing to use natural gas fuel; therefore, BACT requirements are satisfied.

V. SOx Top-Down BACT Analysis

Step 1 - Identify All Possible Control Technologies

Achieved-in-Practice

Natural gas fuel with LPG backup

Technologically Feasible

None

Alternate Basic Equipment

None

Step 2 - Eliminate Technologically Infeasible Options

All of the listed controls are considered technologically feasible for this application.

Step 3 - Rank Remaining Control Technologies by Control Effectiveness

1. Natural gas fuel with LPG backup

Step 4 - Cost Effectiveness Analysis

A cost effectiveness analysis must be performed for all control options in the list from step 3 in the order of their rank to determine the cost effective option with the lowest emissions.

The applicant has proposed to use natural gas fuel. Therefore, in accordance with District policy APR 1305 (BACT), Section IX.D, a cost effective analysis is not necessary and no further discussion is required.

Step 5 - Select BACT

BACT for the emission unit is to use natural gas fuel. NCPA is proposing to use natural gas fuel; therefore, BACT requirements are satisfied.

ATTACHMENT F
HEALTH RISK ASSESSMENT AND AMBIENT AIR QUALITY ANALYSIS

San Joaquin Valley Air Pollution Control District
Risk Management Review
Revised

To:	Jag Kahlon – Permit Services
From:	Cheryl Lawler – Technical Services
Date:	September 15, 2009
Facility Name:	Northern California Power Agency (NCPA)
Location:	12745 North Thornton Road, Lodi
Application #(s):	N-2697-5-0, 6-0, & 7-0
Project #:	N-1083490

A. RMR SUMMARY

RMR Summary			
Categories	**NG Turbine, 7 Cooling Towers, & NG Boiler (Units 5-0, 6-0, 7-0)**	**Project Totals**	**Facility Totals**
Prioritization Score	0.95	0.95	N/A
Acute Hazard Index	0.01	0.01	0.01
Chronic Hazard Index	0.00	0.00	0.00
Maximum Individual Cancer Risk	**5.41E-07**	5.41E-07	5.41E-07
T-BACT Required?	**No**		
Special Permit Conditions?	**No**		

B. RMR REPORT

I. Project Description

Technical Services received a request on August 21, 2009, to re-run an Ambient Air Quality Analysis and a Risk Management Review for the installation of new equipment at a power plant. Originally, a 255 MW (nominal), natural gas, combined-cycle, electric generation plant was to be installed consisting of a natural gas combustion turbine generator rated at a combined maximum heat input rate of 1885.3 MMBtu/hr for dry-low NOX combustors, a heat recovery steam generator equipped with a natural gas direct-fired duct burner rated at a maximum heat input rate of 222 MMBtu/hr, a steam turbine generator, a seven-cell mechanical draft cooling tower and associated equipment, a deaerating surface condenser to convert the steam from the low-pressure section of the steam turbine generator into water for re-use, and a natural gas auxiliary boiler rated at a maximum heat input rate of 65 MMBtu/hr.

The project is being re-run because the power plant is now proposing to install a 194 MW Flex Plant 30, natural gas fired, combined cycle, electric power generation plant consisting of a Siemens STG6-5000F turbine equipped with DLN combustors rated at a combined heat input rate of 2142.3 MMBtu/hr, an unfired HRSG, a STG, a seven-cell mechanical draft cooling tower system equipped with high efficiency drift eliminators, a deaerating surface condenser to convert the steam from the low-pressure section of the STG into water for re-use in HRSG feed water, and a natural gas fired auxiliary boiler equipped with a low NOX burner rated at a heat input rate of 36.5 MMBtu/hr for Siemens Flex Plant 30 rapid start technology.

There also are some changes to the project fenceline. The eastern boundary of the plant will be moved approximately 30 feet closer to the base of the City of Lodi's White Slough Water Pollution Control Facility wastewater pond. The southern boundary of the plant has moved 30 feet north.

II. Analysis

For the Risk Management Review, toxic emissions from the turbine and boiler were calculated using Ventura County emission factors. Toxic emissions from biocide products used in the cooling towers were calculated after reviewing MSDS sheets to determine the speciation of hazardous air pollutants found in the biocides. In accordance with the District's *Risk Management Policy for Permitting New and Modified Sources* (APR 1905-1, March 2, 2001), risks from the proposed project were prioritized using the procedures in the 1990 CAPCOA Facility Prioritization Guidelines and incorporated in the District's HEART's database. A refined health risk assessment was then required and performed for the project. AERMOD was used, with the parameters outlined below and meteorological data from Stockton to determine the maximum dispersion factors at the nearest residential and business receptors. These dispersion factors were input in the HARP model to calculate the chronic and acute hazard indices and the carcinogenic risk for the project.

The following parameters were used for the review:

Analysis Parameters Unit 5-0			
Source Type	Point	**Closest Receptor (m)**	30.95
Stack Height (m)	45.72	**Closest Receptor Type**	Business
Inside Diameter (m)	6.71	**Project Location Type**	Rural
Gas Exit Temperature (K)	359	**Stack Gas Velocity (m/s)**	15.84
Analysis Parameters Unit 7-0			
Source Type	Point	**Closest Receptor (m)**	12.72
Stack Height (m)	19.81	**Closest Receptor Type**	Business
Inside Diameter (m)	0.76	**Project Location Type**	Rural
Gas Exit Temperature (K)	422	**Stack Gas Velocity (m/s)**	11.19

Analysis Parameters Unit 6-0 (Cooling Towers)			
Project Location Type	Rural	**Closest Receptor (m)**	Varies for each Tower Cell
		Closest Receptor Type	Business

Technical Services also performed modeling for criteria pollutants CO, NOx, SOx, and PM_{10}; as well as the RMR.

For Unit 5-0, the emission rates used for criteria pollutant modeling were 2000 lb/hr CO, 400 lb/hr NOx, 6.1 lb/hr SOx, and 9 lb/hr PM_{10}.

For Unit 6-0, the emission rate used for criteria pollutant modeling was 0.13 lb/hr PM_{10} for each cooling tower cell.

For Unit 7-0, the emission rates used for criteria pollutant modeling were 1.35 lb/hr CO, 0.31 lb/hr NOx, 0.1 lb/hr SOx, and 0.28 lb/hr PM_{10}.

The results from the Criteria Pollutant Modeling are as follows:

Criteria Pollutant Modeling Results*
Values are in $\mu g/m^3$

Units 5-0, 6-0, & 7-0	1 Hour	3 Hours	8 Hours	24 Hours	Annual
CO	Pass	X	Pass	X	X
NO_x	Pass	X	X	X	Pass
SO_x	Pass	Pass	X	Pass	Pass
PM_{10}	X	X	X	Pass[1]	Pass[1]

*Results were taken from the attached PSD spreadsheets.
[1]The criteria pollutants are below EPA's level of significance as found in 40 CFR Part 51.165 (b)(2).

III. Conclusion

The criteria modeling runs indicate the emissions from the proposed equipment will not cause or significantly contribute to a violation of a State or National AAQS.

The acute and chronic indices are below 1.0; and the maximum individual cancer risk associated with the project is **5.41E-07,** which is less than the 1 in a million threshold. In accordance with the District's Risk Management Policy, the project is approved **without** Toxic Best Available Control Technology (T-BACT).

These conclusions are based on the data provided by the applicant and the project engineer. Therefore, this analysis is valid only as long as the proposed data and parameters do not change.

ATTACHMENT G
SO_X FOR PM_{10} INTERPOLLUTANT OFFSET ANALYSIS

Interpollutant Offset Ratio Explanation

The Air District's Rule 2201, "New and Modified Source Review", requires facilities to supply "emissions offsets" when a permittee requests new or modified permits that allow emissions of air contaminants above certain annual emission offset thresholds. In addition, Rule 2201 allows interpollutant trading of offsets amongst criteria pollutants and their precursors upon the appropriate scientific demonstration of an adequate trading ratio, herein referred to as the interpollutant ratio. A technical analysis is required to determine the interpollutant offset ratio that is justified by evaluation of atmospheric chemistry. This evaluation has been conducted using the most recent modeling analysis available for the San Joaquin Valley. The results of the analysis are designed to be protective of health for the entire Valley for the entire year, by applying the most stringent interpollutant ratio throughout the Valley.

It is appropriate for District particulate offset requirements to be achieved by either a reduction of directly emitted particulate or by reduction of the gases, called particulate precursors, which become particulates from chemical and physical processes in the atmosphere. The District interpollutant offset relationship quantifies precursor gas reductions sufficient to serve as a substitute for a required direct particulate emissions reduction. Emission control measures that reduce gas precursor emissions at the facility may be used to provide the offset reductions. Alternatively, emission credits for precursor reductions may be used in accordance with District regulations.

The amount of particulate formed by the gaseous emissions must be evaluated to determine how much credit should be given for the gaseous reductions. Gases combine and merge with other material adding molecular weight when forming into particles. Some of the gases do not become particulate matter and remain a gas. Both the extent of conversion into particles and resulting weight of the particles are considered to establish mass equivalency between direct particulate emissions and particulate formed from gas precursors. The Interpollutant offset ratio is expressed as a per-ton equivalency.

The District interpollutant analysis uses the most recent and comprehensive modeling of San Joaquin Valley particulate formation from sulfur oxides (SOx) and nitrogen oxides (NOx). Modeling compares industrial directly emitted particulate to particulate matter from precursor emissions. The interpollutant modeling procedure, assumptions and uncertainties are documented in an extensive analysis file. Additional documentation of the modeling procedure for the San Joaquin Valley is contained in the 2008 PM2.5 Plan and its appendices. The 2008 PM2.5 Plan provides evaluation of the atmospheric relationships for direct particulate emissions and precursor gases when they are highest during the fourth quarter of the year. The southern portion of the Valley is evaluated by both receptor modeling and regional modeling of chemical relationships for precursor particulate formation. Regional modeling was conducted for the entire Valley through 2014. The two modeling approaches are combined to determine interpollutant offset ratios applicable to, and protective of, the entire Valley (SOx for PM 1:1 and NOx for PM 2.629:1).

DEVELOPMENT OF THE INTERPOLLUTANT RATIO

For the proposed substitution of reductions of sulfur oxides (SOx) or nitrogen oxides (NOx) for directly emitted particulate matter

March 2009

Introduction

Goal of Interpollutant Evaluation: Establish the atmospheric exchange relationship for substitution of alternative pollutant or precursor reductions for required reductions of directly emitted particulate

Evaluation to establish the atmospheric relationship of different pollutants is required as a prerequisite for establishing procedures for allowing a required reduction to be met by substitution of a reduction of a different pollutant or pollutant precursor. Proposed new facility construction or facility modifications may result in increased emissions of a pollutant. The District establishes requirements for reductions of the pollutant to "offset" the proposed increase. A facility may propose a reduction of an alternative pollutant or pollutant precursor where reductions of that material have already been achieved at the facility beyond the amount required by District regulations or where emission reductions credits for reductions achieved by other facilities are economically available; however, for such a substitution to be allowed the District must establish equivalency standards for the substitution. The equivalency relationship used for offset requirements is referred to in this discussion as the interpollutant ratio. The interpollutant ratio is a mathematical formula expressing the amount of alternative pollutant or precursor reduction required to be substituted for the required regulatory reduction. This discussion is limited to the atmospheric relationships and does not address other policy or regulatory requirements for offsets such as are contained in District Rule 2201.

The following description is provided to explain key elements of the analysis conducted to develop the atmospheric relationship between the commonly requested substitutions. Emission reductions of sulfur oxide emissions or nitrogen oxide emissions are proposed by many facilities as a substitution for reduction of directly emitted particulates. Elemental and organic carbon emissions are the predominant case and dominant contribution to directly emitted particulate mass from industrial facilities, although other types of directly emitted particulates do occur. Therefore this atmospheric analysis examines directly emitted carbon particulates from industrial sources in comparison to the formation of particles from gaseous emissions of sulfur oxides and nitrogen oxides.

Analyses included in Interpollutant evaluation

Factors Considered

The foundation for this analysis is provided by the atmospheric modeling conducted for the 2008 PM2.5 Plan. Modeling conducted for this State Implementation Plan was conducted by the District and the California Air Resources Board using a variety of modeling approaches. Each separate model has technical limitations and uncertainties. To reduce the uncertainty of findings, a combined evaluation of results of all of the modeling methods is used to establish "weight of evidence" support for technical analysis and conclusions. The modeling methods are supported by a modeling protocol which was sent to ARB and EPA Region IX for review and was included in the appendices to the Plan.

The analysis file prepared for the interpollutant ratio evaluation includes emissions inventories, regional model daily output files, chemical mass balance modeling and speciated rollback modeling as produced for the 2008 PM2.5 Plan. This well examined and documented modeling information was used as a starting point for additional evaluation to determine interrelationships between directly emitted pollutants and particulates from precursors.

The interpollutant ratio analysis is limited to evaluation of directly emitted PM2.5 from industrial sources and formation of PM2.5 from precursor gases. While both directly emitted particulates and particulate from precursor gases also occur in the PM10 size range, there is much more uncertainty associated with deposition rates and particle formation rates for the larger size ranges. Additionally, because PM2.5 is a subset of PM10; all reductions of PM2.5 are fully creditable as reductions towards PM10 requirements. This analysis concentrates on the quarter of the year when both directly emitted carbon from industrial sources and secondary particulates are measured at the highest levels. Assessing atmospheric ratios at low concentrations is subject to much greater uncertainty and has limited value toward assessment of actions to comply with the air quality standards.

Elements from 2008 PM 2.5 Plan

- Regional modeling daily output for eleven locations
- Chemical Mass Balance (CMB) modeling for four locations – source analysis, speciation profile selection, event meteorology evaluation
- Receptor speciated rollback modeling with adjustment for nitrate nonlinearity for four locations, evaluation of spatial extent of contributing sources
- Emission inventories and projections to future years as developed for the 2008 PM 2.5 Plan

- Modeling protocols for receptor modeling, regional modeling, and Positive matrix Factorization (PMF) analysis and evaluation of technical issues applicable to particulate formation in the San Joaquin Valley
- Model performance analysis as documented in appendices to the 2008 PM 2.5 Plan

Extension by additional analysis

Additional evaluation was conducted to evaluate the receptor modeling relationship between direct PM from industrial sources and sulfate and nitrate particulate formed from SOx and NOx precursor gases. Area of influence adjustments were evaluated to ensure appropriate consideration of contributing source area for different types of pollutants for both directly emitted and secondary particulate. This evaluation was possible only for the southern four Valley counties and was conducted for both 2000 and 2009.

The regional model output was evaluated for the fourth quarter to evaluate general atmospheric chemistry in 2005 and 2014 to determine the correlation between northern and southern areas of the Valley. This evaluation determined that the atmospheric chemistry observed and modeled in the north was within the range of values observed and modeled in the southern SJV. This establishes that a ratio protective of the southern Valley will also be protective in the north.

The District determined from the additional analyses of both receptor and regional modeling that the most stringent ratio determined for the southern portion of the Valley would also be protective of the northern portion of the Valley. Due to the regional nature of these pollutants, actions taken in other counties must be assumed to have at least some influence on other counties; therefore to achieve attainment at the earliest practical date it is appropriate to require all counties to establish a consistent interpollutant ratio for the entire District.

Strengths

The interpollutant ratio analysis uses established and heavily reviewed modeling and outputs as foundation data. Analysis of model performance has already been completed for the models and for the emissions inventories used for this analysis. The modeling was performed in accordance with protocols developed by the District and ARB and in accordance with modeling guidelines established by EPA. The combination of modeling approaches provides an analysis for the current year and provides projection to 2014. Weight of evidence comparison of various modeling approaches establishes the reliability of the foundation modeling, with all modeling approaches showing strong agreement in predicted results. Additional analysis performed to develop the interpollutant ratio uses both regional and receptor evaluations which were the primary models used for the 2008 PM 2.5 Plan.

Limitations

Both industrial direct emissions and secondary formed particulate may be both PM2.5 and PM10. The majority of secondary particulates formed from precursor gases are in the PM2.5 range as are most combustion emissions from industrial stacks, however both secondary and stack emissions do contain particles larger than PM2.5. Regional modeling is more reliable for the smaller fraction due to travel distances and deposition rates. Large particles have much higher deposition and are much more difficult to replicate with a regional model. This leads to a strong technical preference for evaluating both emission types in terms of PM2.5 because the integration of receptor analysis and regional modeling for coarse particle size range up to PM10 has a much greater associated uncertainty.

Analyses contained in Receptor modeling

Factors Considered

This modeling approach uses speciated linear modeling based on chemical mass balance evaluation of contributing sources with San Joaquin Valley specific identification of contributing source profiles, adjustments from regional modeling for the nonlinearity of nitrate formation, adjustments for area of influence impacts of contributing sources developed from back trajectory analysis of high concentration particulate episodes and projections of future emission inventories as developed for the 2008 PM2.5 Plan.

Analyses in receptor modeling that use input from regional modeling

The receptor modeling analysis uses a modified projection of nitrate particulate formation from nitrogen oxides based upon results of regional modeling. The atmospheric chemistry associated with nitrate particulate formation has been determined to be nonlinear; while the default procedures for speciated rollback modeling assume a linear relationship. This adjustment has been demonstrated as effective in producing reliable atmospheric projections for the prior PM10 Plans.

Extension by additional analysis

Additional evaluations were added to results of the receptor modeling performed for the 2008 PM2.5 Plan. Calculations determine the observed micrograms per ton of emission for each contributing source category that can be resolved by chemical mass balance modeling methods. These ten categories allow differentiation of industrial direct emissions of organic and elemental carbon from other sources that emit elemental and organic carbon. The interpollutant calculation is developed as an addition to the receptor analysis by calculating the ratio of emissions per ton of directly emitted industrial PM2.5 to the per ton ratio of secondary particulate formed from NOx and SOx emissions. Summary tables and issue and documentation discussion was added to the analysis.

Strengths

Receptor modeling provides the ability to separately project the effect of different key sources contributing to carbon and organic carbon. This is critical for establishing the atmospheric relationship between industrial emissions and the observed concentrations due to industrial emissions. Regional modeling methods at this time do not support differentiation of vegetative and motor vehicle carbon contribution from the emissions form industrial sources. The area of influence of contributing sources was also considered as a factor with the methods developed by the District to incorporate the gridded footprint of contributing sources into the receptor analysis. While regional

models use gridded emissions, current regional modeling methods do not reveal the resulting area of influence of contributing sources.

Limitations

Receptor modeling uses linear projections for future years and cannot account for equilibrium limitations that would occur if a key reaction became limited by reduced availability of a critical precursor due to emission reductions. The regional model was used to investigate this concern and did not project any unexpected changes due to precursor limitations.

Analyses contained in Regional modeling

Factors Considered

The analysis file includes the daily modeling output representing modeled values for the base year 2005 and predicted values for 2014 for each of the eleven Valley sites that have monitoring data for evaluation of the models performance in predicting observed conditions. These sites are located in seven of the eight Valley counties. Madera County does not have monitoring site data for this comparison.

Modeling data for all quarters of the year was provided. Due to the higher values that occur due to stagnation events in the fourth quarter, both industrial carbon concentrations and secondary particulates forming from gases are highest in the fourth quarter. Evaluating the interpollutant ratio for other quarters would be less reliable and of less significance to assisting in the reduction of high particulate concentrations. Modeling for lower values has higher uncertainty. Modeling atmospheric ratios when the air quality standard is being met are axiomatically not of value to determining offset requirements intended to assist in achieving compliance with the air quality standard. However, for consistency of analysis between sites, days when the standard was being met during the fourth quarter were not excluded from the interpollutant ratio analysis. Bakersfield fourth quarter modeled data included only eight days that were at or below the standard. Fresno and Visalia sites averaged twelve days; northern sites 24 days and the County of Kings 38 days.

Modeling output provided data for both 2005 and 2014. While there is substantial emissions change projected for this period, the regional modeling evaluation does not project much change in the atmospheric ratios of directly emitted pollutants and secondary pollutants from precursor gases. This indicates that the equilibrium processes are not expected to encounter dramatic change due to limitation of reactions by scarcity of one of the reactants. This further justifies using the receptor evaluation determining the interpollutant ratio for 2009 through the year 2014 without further adjustment. If observed air quality data demonstrates a radical shift in chemistry or components during the next few years, such a change could indicate that a limiting reaction has been reached that was not projected by the model and such radical changes might require reassessment of the conclusion that the ratio should remain unchanged through 2014.

Extension by additional analysis

Regional modeling results prepared for the 2008 PM2.5 Plan were analyzed to extract fourth quarter data for all sites. The atmospheric chemistry for all counties was analyzed for consistency and variation. This analysis provided a determination that the secondary formation chemistry and component sources contributing to concentrations observed in the north fell within the range of values similarly determined for the southern four counties. Based upon examination of the components and chemistry, the northern counties would be expected to have an interpollutant ratio value less than the

ratio determined for Kern County but greater than the one for Tulare County. This establishes that the interpollutant ratio determined by receptor analysis of the southern four counties provides a value that is also sufficiently protective for the north.

Strengths

Regional models provide equilibrium based evaluations of particulate formed from precursor gases and provide a regional assessment that covers the entire Valley. The projection of particulate formed in future years is more reliable than linear methods used for receptor modeling projections.

Limitations

The regional model does not provide an ability to focus on industrial organic carbon emissions separate from other carbon sources such as motor vehicles, residential wood smoke, cooking and vegetative burning. Regional modeling does not provide an assessment method for determination of sources contributing at each site or the area of influence of contributing emissions. Receptor analysis provides a more focused tool for this aspect of the evaluation.

Results and Documentation

SJVAPCD Interpollutant Ratio Results

SOx for PM ratio: 1.000 ton of SOx per ton of PM

NOx for PM ratio: 2.629 tons of NOx per ton of PM

These ratios do not include adjustments for other regulatory requirements specified in provisions of District Rule 2201.

The results of the modeling analysis developed an atmospheric interpollutant ratio for NOx to PM of 2.629 tons of NOx per ton of PM. This result was the most stringent ratio from the assessment industrial carbon emissions to secondary particulates at Kern County; with Fresno, Tulare and Kings counties having a lower ratio. The assessment of chemistry from the regional model required comparison of total carbon to secondary particulates and is therefore not directly useful to establish a ratio. However, the regional model does provide an ability to compare the general atmospheric similarity and compare changes in chemistry due to Plan reductions. Evaluation revealed that the atmospheric chemistry of San Joaquin, Stanislaus and Merced counties falls within the range of urban characteristics evaluated for the southern four counties; therefore the ratio established should be sufficiently protective of the northern four counties. Additionally, comparison of future year chemistry showed minimal change in pollutant ratio due to the projected changes in the emission inventory from implementation of the Plan. The SOx ratio as modeled indicates a value of less than one to one due to the increase in mass for conversion of SOx to a particulate by combination with other atmospheric compounds; however, the District has set guidelines that require at least one ton of an alternative pollutant for each required ton of reduction in accordance with District Rule 2201 Section 4.13.3. Therefore the SOx interpollutant ratio is established as 1.000 ton of SOx per ton of PM. These ratios do not include adjustments for other regulatory considerations, such as other provisions of District Rule 2201.

A guide to the key technical topics and the reference material relevant to that topic is found on the next page. References from the 2008 PM2.5 Plan may be obtained by requesting a copy of that document and its appendices or by downloading the document from http://www.valleyair.org/Air_Quality_Plans/AQ_Final_Adopted_PM25_2008.htm. References in Italics are spreadsheets included in the interpollutant analysis file "09 Interpollutant Ratio Final 032909.xls" which includes 36 worksheets of receptor modeling information from the 2008 PM2.5 Plan, 11 modified and additional spreadsheets for this analysis and two spreadsheets of regional model daily output. This file is generally formatted for printing with the exception of the two spreadsheets containing the regional model output "*Model-Daily Annual*" and "*Model-Daily Q4*" which are over 300 pages of raw unformatted model output files. The remainder of the file is formatted to print at approximately 100 pages. This file will be made available on request but is not currently posted for download.

Interpollutant Ratio Issues & Documentation

	TOPIC	Reference
1	**Reason for using PM2.5 for establishing the substitution relationship between direct emitted carbon PM and secondary nitrate and sulfate PM:** consistency of relationship between secondary particulates and industrial direct carbon combustion emissions.	2008 PM2.5 Plan, Sections 3.3.2 through 3.4.2
2	**Reason for using 4th Quarter analysis:** Highest PM2.5 for all sites.	*DV Qtrs*
3	**Reason for using analysis of southern SJV sites to apply to regional interpollutant ratio:** Northern site chemistry ratios are within the range of southern SJV ratios. Peak ratio will be protective for all SJV counties.	*Q4 Model Pivot, Model-site chem, Model-Daily Q4*
4	**Reason for using combined results of receptor and regional model:** Receptor model provides breakdown of different carbon sources to isolate connection between industrial emissions and secondary PM.	2008 PM2.5 Plan, Appendix F
	Regional model provides atmospheric information concerning the northern SJV not available from receptor analysis.	2008 PM2.5 Plan, Appendix G
5	**Most significant contributions of receptor evaluation:** Separation of industrial emissions from other source types. Area of influence evaluation for contributing sources.	2008 PM2.5 Plan, Appendix F
6	**Most significant contributions of regional model:** Scientific equilibrium methods for atmospheric chemistry projections for 2014. Receptor technique is limited to linear methods.	2008 PM2.5 Plan, Appendix G
7	**Common area of influence adjustments used for all receptor evaluations:**	
	Geologic & Construction, Tire and Brake Wear, Vegetative Burning - contribution extends from more than just the urban area (L2)	Modeling evaluation by J. W. Sweet February 2009 Reflected in *IPR* County *2000-2009* worksheets
	Mobile exhaust (primary), Organic Carbon (Industrial) primary, Unassigned - contribution extends from more than larger area, subregional (L3)	
	Secondary particulates from carbon sources are dominated by the local area with some contribution from the surrounding area (average of L1 and L2)	
	Marine emissions not found present in CMB modeling for this analysis.	
8	**Variations to reflect secondary area of influence specific to location:**	
	Fresno: Evaluation shows extremely strong urban signature (L1) for secondary sources Kern: Evaluation shows a strong urban signature mixed with emissions from the surrounding industrial areas (average L1 and L2) for both carbon and secondary sources Kings and Tulare: Prior evaluation has show a shared metropolitan contribution area (L2)	Modeling evaluation by J. W. Sweet February 2009 Reflected in *IPR* County *2000-2009* worksheets
9	**Reasons for using 2009 Interpollutant Ratio Projection:**	
	2009 Interpollutant ratio is consistent with current emissions inventories	2008 PM2.5 Plan
	Regional modeling does not show a significant change in chemical relationships through 2014.	*Q4 Model Pivot*
10	**Reason for using SOx Interpollutant Ratio at 1.000:** A minimum offset ratio is established as 1.000 to 1.000 consistent with prior District policy and procedure for interpollutant offsets.	District Rule 2201 Section 4.13.3

ATTACHMENT H
POTENTIAL TO EMIT OF EXISTING PERMIT UNITS

Potential to Emit Calculations

N-2697-1-3

GENERAL ELECTRIC LM5000 NATURAL GAS FIRED TURBINE ENGINE WITH STEAM INJECTION, SELECTIVE CATALYTIC REDUCTION WITH AMMONIA INJECTION AND AN OXIDATION CATALYST. THE TURBINE POWERS A 49 MW ELECTRICAL GENERATOR. MODIFICATION TO CONVERT THE FUEL USAGE LIMIT TO THE TERMS OF HIGHER HEATING VALUE, REVISE THE EMISSION LIMITS TO CLARIFY THE TIME ALLOWED TO COME INTO COMPLIANCE, REVISE THE EXISTING DAILY EMISSION LIMITS TO THE PRECISION REQUIRED BY DISTRICT POLICY APR-1105 (GUIDELINES FOR THE USE OF SIGNIFICANT FIGURES IN ENGINEERING CALCULATIONS), ADD A SOX EMISSION LIMIT AND ADD A CONDITION REQUIRING THAT ALL RECORDS BE RETAINED FOR AT LEAST FIVE YEARS.

Per project N1062282,

PE = 40,880 lb-NOx/yr
PE = 11,571 lb-SOx/yr
PE = 17,520 lb-PM_{10}/yr
PE = 117,530 lb-CO/yr
PE = 51,830 lb-VOC/yr

N-2697-4-2

240 HP CUMMINS MODEL 6CTA8.3-F1 DIESEL FIRED IC ENGINE WITH A TURBOCHARGER AND AFTERCOOLER SYSTEM POWERING AN EMERGENCY FIRE PUMP

The following Information from project N940387 is used to calculate the potential emissions.

Fuel Use: 11.9 gal/hour

NOx: 6.12 g/bhp-hr
PM: 0.25 g/bhp-hr
CO: 1.45 g/bhp-hr
VOC: 0.46 g/bhp-hr

Assumptions:

- For conservative estimate, all PM is emitted as PM_{10}.

Potential Emissions:

Using Table 2, Page 19 of ATCM, non-emergency use of the in-use stationary emergency IC engine should be 21 to 30 hours/year for diesel PM >0.15 g/bhp-hr and ≤ 0.40 g/bhp-hr.

The diesel PM from the engine is 0.25 g/bhp-hr. Therefore, the engine can be operated up to 30 hours/year. Therefore, emissions during non-emergency use are based on 30 hours/year.

PE = (6.12 g-NOx/bhp-hr)(240 bhp)(30 hr/yr)(lb/453.6g)
= 97 lb-NOx/yr

PE = (11.9 gal/hour)(7.1 lb/gal)(0.0015 lb-S/100 lb-fuel)(2 lb-SO_2/lb-S)(30 hr/yr)
= 0 lb-SO_2/yr

PE = (0.25 g-PM/bhp-hr)(240 bhp)(30 hr/yr)(lb/453.6g)
= 4 lb-PM/yr

PE = (1.45 g-CO/bhp-hr)(240 bhp)(30 hr/yr)(lb/453.6g)
= 23 lb-CO/yr

PE = (0.46 g-VOC/bhp-hr)(240 bhp)(30 hr/yr)(lb/453.6g)
= 7 lb-VOC/yr

ATTACHMENT I
PROPOSED ALTERNATIVE SITING ANALYSIS AND COMPLIANCE CERTIFICATION

SECTION 6.0

Alternatives

The following section discusses alternatives to the Lodi Energy Center (LEC) as proposed in this Application for Certification (AFC). These include the "no project" alternative, power plant site alternatives, linear facility route alternatives, technology alternatives, water supply alternatives, and wastewater disposal alternatives. These alternatives are discussed in relation to the environmental, public policy, and business considerations involved in developing the project. The main objective of the LEC is to produce economical, reliable, and environmentally sound baseload electrical energy for the Northern California Power Agency's (NCPA) project participants.

The Energy Facilities Siting Regulations (Title 20, California Code of Regulations [CCR], Appendix B) guidelines titled *Information Requirements for an Application* require:

> A discussion of the range of reasonable alternatives to the project, including the no project alternative... which would feasibly attain most of the basic objectives of the project but would avoid or substantially lessen any of the significant effects of the project, and an evaluation of the comparative merits of the alternatives.

The regulations also require:

> A discussion of the applicant's site selection criteria, any alternative sites considered for the project and the reasons why the applicant chose the proposed site.

According to the Warren-Alquist Act, evaluation of alternative sites is not required when a natural gas-fired thermal power plant is (1) proposed for development at an existing industrial site, and (2) the project has a strong relationship to the existing industrial site [Public Resource Code 25540.6(b)]. LEC is the type of project that was envisioned by this code section. LEC would be sited on a 4.4-acre parcel sited between the City of Lodi's White Slough Water Pollution Control Facility (WPCF) to the east, treatment and holding ponds associated with the WPCF to the north, the existing NCPA Combustion Turbine Project #2 (STIG plant) to the west, and the San Joaquin County Mosquito and Vector Control facility to the south. The LEC project site is within a 1,040-acre parcel owned by and incorporated into the City of Lodi. LEC will be sharing some infrastructure with the current STIG plant, will tie in to the existing STIG switchyard, and will obtain process water from the WPCF.

Due to these strong relationships, evaluation of alternative sites outside the boundaries of the LEC is not legally required. However, in order to provide some level of information to the CEC Staff and in accordance with pre-filing guidance from CEC Staff, a description of some alternative sites has been provided.

6.1 Project Objectives

The key objective of the LEC is to provide cost-effective and efficient electric generation capacity to NCPA member utilities and the other project participants in the California market. The project site is on the southeast portion of a 1,040-acre parcel annexed by the City of Lodi. The proposed project includes the grading of the existing area and construction of the new facility. As part of this effort, the Applicant has identified the General Electric (GE) Energy Frame 7FA CTG as one of the most efficient generation technologies currently available. The GE 7FA CTG has rapid-response and load-following capability to make it excellent technology to provide electric generation capacity.

The LEC will provide needed electric generation capacity to respond to the demand for electricity by NCPA project participants. The LEC would help to meet identified generation needs. Of equal or greater importance is the LEC's ability to produce electricity more efficiently than other currently generating out-dated power plants, thereby furthering the statewide goals of limiting the environmental effects of power generation.

In addition to technology alternatives, an objective of the site selection was to minimize or eliminate the length of any project linears, including water supply lines, discharge lines, and transmission interconnections. This objective both minimizes potential offsite environmental impacts and cost of construction.

To respond to the need for electric generation capacity for NCPA project participants, NCPA considered several key factors for power plant siting:

- Located within a NCPA project participant's jurisdiction
- Adjacent to or near high-pressure natural gas transmission lines
- Adjacent to or near water supply for cooling purposes to maximize efficiency
- Location near electrical transmission facilities
- Industrial land use designation with consistent zoning
- Site control readily available
- Large enough to accommodate the site including construction laydown
- Located more than 2,500 feet from the nearest residential area
- Potential environmental impacts can be mitigated and minimized

The LEC site meets all of these siting objectives.

The LEC will provide electric generation capacity to the grid to help meet the demand for electricity for project participants by enhancing the reliability of NCPA's electrical system. In addition, as demonstrated by the analyses contained in this AFC, the project would not result in any significant environmental impacts. Therefore, as will be demonstrated below, there are no alternatives that would be preferred over the project as proposed.

6.2 The "No Project" Alternative

If the Applicant were to not build the LEC (the "no project" alternative), it would not be possible to meet the project objectives. The "no project" alternative would forego all of the benefits associated with the LEC project. In addition, if the "no project" alternative was adopted, NCPA would fail to meet its obligations to the participants that are part of its

integrated planning unit. NCPA supplies and dispatches the electrical needs to its participants. If the project were not adopted, the participants, to the extent that they are able to do so would purchase capacity and energy from neighboring utilities or generate power on their own. Since power would be generated by others, the emissions and other environmental effects of the proposed project would not be entirely avoided. This would have negative economic consequences for the member cities, commercial and residential rate-payers, and for the regional economy.

In summary, the "no project" alternative would not serve the growing needs of NCPA's participants' businesses and residents for economical, reliable, and environmentally sound generation resources.

6.3 Power Plant Site Alternatives

For comparison purposes, alternative sites were chosen that could feasibly attain most of the project's basic objectives. The alternative sites are shown in Figure 6.3-1. The key siting criteria in considering these alternatives and the proposed LEC site included the following factors:

- Located within a NCPA project participant's jurisdiction
- Location near reliable natural gas supply
- Access to water supply for cooling water
- Location near electrical transmission facilities
- Land zoned for industrial use
- Site control (lease or ownership) feasibility
- A parcel or adjoining parcels of sufficient size for a power plant and construction laydown areas
- Location more than 2,500 feet from the nearest residential areas
- Feasible mitigation of potential environmental impacts

6.3.1 Proposed Lodi Energy Center Site

The proposed site for the LEC at 12751 North Thornton Road, in the City of Lodi, San Joaquin County, meets all of the project's objectives and, in addition, would have no significant, unmitigated, environmental impacts. The proposed site is approximately 4.4 acres. The site is owned by the City of Lodi and has been currently leased by NCPA. The LEC site is:

- Located within the boundaries of the City of Lodi, a project participant for the LEC project.
- Located near the PG&E natural gas supply pipeline #108. Interconnection will require an approximately 2.5-mile-long connection.
- Access to recycled water from the WPCF for cooling through a utility corridor linking the power plant and WPCF.

- Located adjacent to the Lodi STIG plant and electrical substation. The project would be able to tie-in to the 230-kV transmission system through the STIG plant's 230-kV switchyard and capacity would serve the need for reliable power.
- Designated as Public zoning with a Utility Facility as an allowable use.
- A signed lease with the City of Lodi for site control.
- Adjacent parcels for construction laydown areas.
- Located more than 2,500 feet from the nearest residential areas.
- Feasible mitigation of potential environmental impacts.
- Construction impacts are minimized to existing residences and businesses.

6.3.2 Alternative 1: East Turner Site

This alternative is approximately 8 miles northeast of the LEC site near the intersection of North Cluff Avenue and East Turner Road. This property is currently an unused vacant lot. The property is zoned M-2, Heavy Industrial and is within the city limits of Lodi, a project participant for the LEC project. The site is surrounded to the north, west, and south by industrial facilities, and to the east by an RV/trailer park. The site would require an approximately 3,200-foot-long natural gas line to tie into a 6-inch, high-pressure, PG&E gas line to the east of the site. In addition a 12-mile-long process water pipeline would need to be constructed to tie this site to the WPCF, and an approximately 1,900-foot-long electrical transmission line would need to be built to an existing PG&E transmission line to the east. A substation would need to be built at this site. This site will also not be adjacent to an existing plant, so shared facilities such as an ammonia tank, administrative buildings, and warehouses will not be available and will need to be built at this site. Shared staff from an adjacent plant are not available, so additional workers will be needed. It is currently unknown whether or not site control would be feasible for NCPA at this location.

6.3.3 Alternative 2: Ripon Site

This alternative is approximately 28 miles southeast of the LEC site in Ripon, California, east of the intersection of South Stockton Avenue and East 4th Street. The site is within a combined service area of both Modesto Irrigation District (MID), as well as PG&E. MID is a project participant for the LEC project. This property is currently undeveloped. This property is zoned M-2, Heavy Industrial and is within the city limits of Ripon. The City of Ripon Wastewater Treatment Plant (Ripon WWTP) is to the south, Highway 99 runs adjacent to the eastern border, and several industrial facilities are to the north and west. The site would require an approximately 1,600-foot-long industrial water supply pipeline to tap into the current pipeline in South Stockton Avenue to the west, and a 3,000-foot-long gas line to tap into a 12-inch-diameter high pressure gas line to the south of the WWTP. This site would require a 500-foot-long electrical transmission line be built to the existing MID Stockton Substation to the west. This site will also not be adjacent to an existing plant, so shared facilities such as an ammonia tank, administrative buildings, and warehouses will not be available and will need to be built at this site. Shared staff from an adjacent plant are also not available, so additional workers will be needed. In addition, it is currently unknown whether or not site control would be feasible for NCPA at this location.

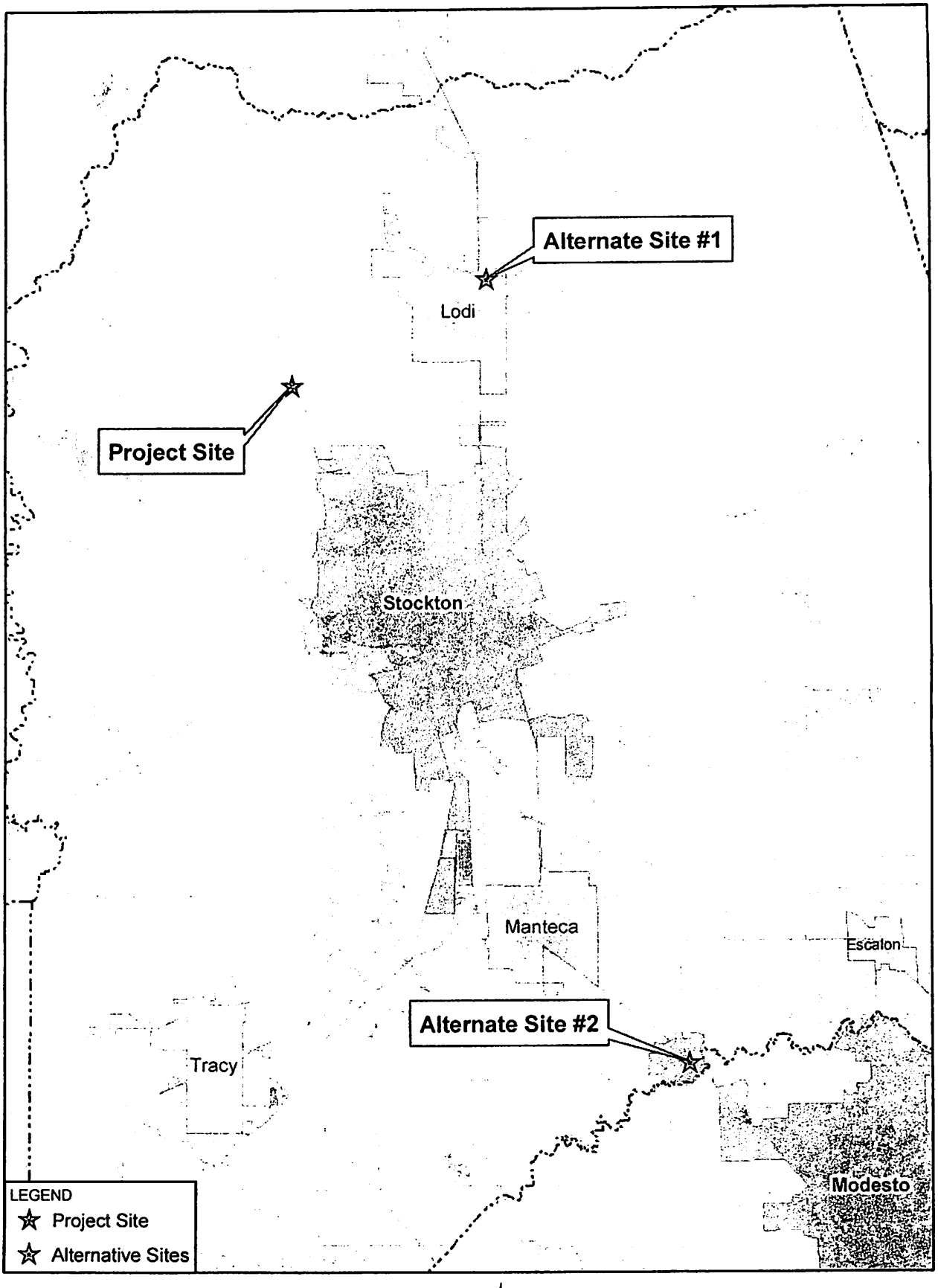

This map was compiled from various scale source data and maps and is intended for use as only an approximate representation of actual locations

0 2.5 5
Miles

N

FIGURE 6.3-1
ALTERNATIVE SITE LOCATIONS
LODI ENERGY CENTER
LODI, CALIFORNIA

CH2MHILL

SAC\ZION\SACGIS\PROJ\LODIENERGYCENTER_371322\MAPFILES\ALTERNATIVESITES.MXD MHASKELL 8/15/2008 08:32:31

6.4 Comparative Evaluation of Alternative Sites

In the discussion that follows, the sites are compared in terms of each of the 16 topic areas required in the AFC, as well as in terms of project development constraints. The most useful topics for comparison are as follows:

- **Project Development Constraints**—Are there site characteristics that would prohibit or seriously constrain development, such as significant contamination problems, or lack of fuel, transmission capacity, or water?
- **Land Use Compatibility**—Is the parcel zoned appropriately for industrial use and compatible with local land use policies?
- **Routing and Length of Linear Facilities**—Can linear facilities be routed to the site along existing transmission lines, pipelines, and roads? Will linear facilities be significantly shorter for a given site?
- **Visual Resources**—Are there significant differences between the sites in their potential for impact on valuable or protected viewsheds?
- **Biological Resources**—Would there be significant impacts to wetlands or threatened or endangered species such that mitigation of these effects would be unduly expensive or constrain the supply of available mitigation resources?
- **Contamination**—Is there significant contamination on site, such that cleanup expense would be high or such that cleanup would cause significant schedule delay?
- **Noise**—Is the site sufficiently near a sensitive receptor area such that it would be difficult to mitigate potential noise impacts below the level of significance?
- **Use of Previously Disturbed Areas**—Has the site been previously disturbed? Does the site minimize the need for clearing vegetation and otherwise present low potential for impact on biological and cultural resources?
- **Other Environmental Categories**—Are there significant differences between the sites in their potential for impact in other environmental categories?

There is no precise mathematical weighting system established for considering potential impacts in alternatives analyses. Some of the criteria used to compare the alternatives are more or less important to consider than others. For example, an impact that could affect public health and safety or could result in significant environmental impacts is obviously of greater concern than a purely aesthetic issue associated with an advisory design guideline. It is important in comparing alternatives to focus on the key siting advantages and the potential adverse environmental effects of a particular site. Comparing each of the environmental disciplines and giving each discipline equal weight would provide a misleading analysis because effects in one area are not necessarily equivalent in importance to effects in another area.

For example, although the sites may differ in terms of available local road and street capacities and the current levels of traffic congestion, the number of workers during the

operational phase of the project is low and would be unlikely to have a significant effect on local traffic. The sites may differ widely in the amount of traffic congestion they would cause during construction, but this is a temporary impact and should not be a strong consideration in site selection, as long as measures to mitigate this impact are feasible. The sites would not differ significantly in terms of geological hazards, though close proximity to a major fault would call for more rigorous and expensive seismic engineering. Hazardous materials handling and worker health and safety issues would be the same or nearly the same for most sites. Though the risk of a release of hazardous materials during transport might be seen as more or less likely depending on location (roadway hazards, in particular), the record of safe transport and handling of such materials is clear. Further, the sites considered here are all in or near urban areas that are served by good transportation networks and are close to the sources of supply.

Project effects on paleontological and cultural resources are not often consequential in comparing alternatives. Once an initial screening for effects on highly significant sites is completed, the probabilities of encountering hidden paleontological or cultural resources during construction are difficult to calculate or compare.

6.4.1 Project Development Constraints

As indicated in the introductory descriptions of each of the alternative sites, the basic needs of power plant siting for land, access to electrical transmission, gas supply, and water, are met at the LEC site. Both the East Turner site and Ripon site are not near the 230-kV transmission system accessed through the STIG plant's 230-kV switchyard and would require construction of a new transmission line. The LEC site is ideally located in this regard, because fuel gas, process water supply, electrical transmission, and wastewater discharge all have existing onsite tie-ins. The East Turner site would require a 1,900-foot-long electrical transmission line, a 3,200-foot-long natural gas line, and a 12-mile-long process water line. The Ripon site would require a 500-foot electrical transmission line, a 3,000-foot-long natural gas line, and a 1,600-foot-long industrial water supply pipeline.

6.4.2 Air Quality

The quantity of emissions from project operation would be the same at any of the sites. Each of the sites has similar contributions to airsheds and would, therefore, be subject to similar review, offset/mitigation, and permitting requirements. Each site is located in relatively flat terrain that will help to promote dispersion of emissions. The differences between the sites in terms of their distances from the nearest residences should not make a significant difference in air quality impacts at these residences. Since the two alternative sites would require a full operational staff of 21 or 23 employees, versus the addition of only 5 to 7 employees at the proposed site, minor increases of emissions from vehicle traffic could occur if the East Turner or Ripon site were selected. Mitigation would bring any potential impacts to a level below significance for any of the alternatives.

6.4.3 Biological Resources

The LEC site has no biological resources or habitat value. The entire site is either graveled over, or disturbed. The East Turner site is paved, undeveloped land adjacent to industrial facilities and does not appear to be in use and has no biological resources or habitat value.

The Ripon site is undeveloped land adjacent to the Ripon WWTP, and does not appear to be in use. The site has limited biological resources or habitat value.

6.4.4 Cultural Resources

There are no known significant cultural resources at the LEC site. Resources of the East Turner and Ripon sites are unknown. Each of the sites has approximately the same general cultural resource sensitivity.

6.4.5 Geological Resources and Hazards

There would be no significant difference between the sites in terms of geological resources and hazards. There are no geological resources on or near any of the sites.

6.4.6 Hazardous Materials Handling

There would be no significant difference between the site locations in terms of hazardous materials handling. The uses of hazardous materials would be the same for any of the sites. Though there might be differences in the distances that trucks carrying hazardous materials would travel to deliver the materials, these differences would be minor and would not necessarily be consequential, given the effective mitigation measures available and the excellent safety record for transport of these materials.

6.4.7 Land Use and Agriculture

The proposed LEC site is zoned Public, which allows for the use of utilities such as power plants. Both the East Turner and Ripon sites are zoned M-2, Heavy Industrial. The Ripon site is adjacent to the Ripon WWTP, and the MID Modesto Electric Generation Station (MEGS), a peaker power plant.

The proposed LEC site and the Ripon site are designated by the California Department of Conservation as Developed. The East Turner site is designated as Prime Farmland. None of the sites have a Williamson Act Contract (San Joaquin County, 2008).

6.4.8 Noise

Developments at each site would be able to meet the appropriate City and County noise standards. The proposed LEC site is approximately 4,400 feet from the nearest residence, while the East Turner site has a RV/trailer park along the western boundary of the site. The Ripon site is approximately 650 feet to the east (across Highway 99) from the nearest residences.

6.4.9 Paleontology

There would be no significant difference between the sites in terms of potential effects on paleontological resources. The probability of encountering significant fossils is approximately the same at each site.

6.4.10 Public Health

The project would not be likely to cause significant adverse long-term health impacts (either cancer or non-cancer) from exposure to toxic emissions, regardless of the site chosen.

6.4.11 Socioeconomics

All three sites are in San Joaquin County and are within the boundaries of a NCPA LEC project participant. The number of workers, construction costs, and payroll would be nearly the same for the project at each of the sites. The majority of the workers would come from the greater western San Joaquin County area depending on the site. Most workers would commute daily or weekly to the plant site. Some may move temporarily to the local area during construction, causing site-specific impacts to schools, utilities, and emergency services. These impacts would be temporary. Disproportionate impacts to minority and low income populations would be unlikely since minority populations are not concentrated in an area or areas that are also high potential impact areas. The project is not likely to cause significant adverse public health impacts to areas that are disproportionately minority or low income.

6.4.12 Soils and Agriculture

Both the proposed LEC site and East Turner site are within an industrial area that is developed, urban land. The Ripon site is currently undeveloped and appears to be fallow agricultural land; however, it is surrounded by industrial facilities including the Ripon WWTP.

6.4.13 Traffic and Transportation

During operations, the number of employees working at a given time during project operation (21 to 23) will not significantly impact local traffic conditions at any of the sites. However, since the LEC facility will share employees with the STIG facility, only an additional 5 to 7 employees are anticipated at the site, which would not impact local traffic conditions. The peak number of employees during construction (305) will have a larger impact. The impact will be temporary, and can be mitigated by transportation management planning. The effect on construction-phase traffic, therefore, should not figure as a major consideration in evaluating or comparing the sites.

6.4.14 Visual Resources

The proposed LEC site would be visible at a distance from residences in the area; however several existing facilities including the WPCF and STIG facility would block portions of the view. Some structures at the proposed LEC plant would extend above the current structures at the WPCF and STIG facility. Although the LEC would be a large structure, residences are more than 4,400 feet away. Both the East Turner site and the Ripon site would be visible from residences nearby. At the East Turner site, a RV/trailer park is located along the western boundary of the property, and a power plant would be visible. In addition, drivers along East Turner Road and North Cluff Avenue would be able to see the plant as other industrial facilities in the area would provide limited screening.

At the Ripon site the residences on the western side of Stockton Avenue would be partially blocked by the existing warehouses to the west and north of the property. The residents on the east side of Highway 99 however, would have an unobstructed view of the site, as would drivers traveling along Highway 99. The Ripon site is in an area of mixed use, including agricultural, residential, and some industrial, including the Ripon WWTP. In

addition, the MEGS peaking power plant is present to the west of the site, within ½ mile of the site.

6.4.15 Water Resources

Two of the sites (LEC and East Turner) would be able to use recycled water for power plant cooling from the City of Lodi. The Ripon site would be able to use the non-potable industrial water system approximately 1,600 feet to the west in South Stockton Avenue which is provided by the City of Ripon for industrial uses. This is consistent with the State Water Resources Control Board's Policy 75-58 indicating that water for power plant cooling should avoid using fresh inland waters if other waters (such as treated wastewater) are available. Water in sufficient quantities is available near all three sites.

6.4.16 Waste Management

The management of wastes would differ slightly between the proposed project site and the two alternatives, though these differences would not necessarily lead to a site preference. Two of the three sites would be vacant at the time NCPA assumes site control, and no demolition would be necessary. The East Turner site might require some demolition and removal of existing concrete, although there is sufficient landfill capacity in the region to handle these wastes.

6.4.17 Summary and Comparison

Based on the site selection criteria as described in Section 6.3, it is clear that power plant siting is feasible at all three sites. Following is a summary of site selection factors:

- **Location with the boundaries of a LEC Project Participant**—Two of the sites are within the boundaries of a LEC Project Participant. Both the LEC and East Turner sites are with the City of Lodi boundaries. The Ripon site is in the jurisdiction of both MID and PG&E, and may not be considered completely within the jurisdiction of a project participant.

- **Location near ample natural gas supply**—Each of the sites are near a sufficient source of fuel gas. There are high pressure gas lines within the vicinity of all three sites; however a gas line to each of the sites would need to be constructed. The LEC site will require a 2.5-mile-long gas line to be constructed to PG&E natural gas line #108. The East Turner site would require an approximately 3,200-foot-long gas line to be constructed to a 6-inch-diameter PG&E natural gas line to the east and the Ripon site would require an approximately 3,000-foot-long gas line to be constructed to a 12-inch-diameter PG&E natural gas line to the south of the Ripon WWTP.

- **Location near a sufficient source of cooling water, preferably treated wastewater**—Each of the sites are near a sufficient source of water for use of process water. The LEC site will connect via a short connection to the WPCF to the east. The East Turner site would require a 12-mile-long connection to the WPCF. The Ripon site would require an approximately 1,600-foot-long connection to the industrial wastewater supply pipeline in South Stockton Avenue.

- **Location near electrical transmission facilities**—The LEC site will connect to the existing STIG switchyard which ties into PG&E's 230-kV transmission line to the west of

the STIG facility. A 1,900-foot-long transmission line would need to be constructed to connect the East Turner to the PG&E transmission line to the east, and would require construction of a new substation. A 500-foot-long transmission line would be required to connect the Ripon site to the Stockton substation.

- **Land zoned for industrial use**—The LEC site is zoned Public, which allows for the use of public facilities including utilities. The East Turner site and the Ripon site are zoned M-2, Heavy Industrial.
- **Site control feasible**—Site control is feasible at the LEC site. It is unknown whether or not the East Turner site or Ripon site are available for lease or purchase. Therefore, site control feasibility for these sites is undetermined.
- **Parcel or adjoining parcels of sufficient size for a power plant**—There is sufficient land available at each parcel to develop a power plant.
- **Location more than 2,500 feet from the nearest residential areas**—The LEC site is approximately 4,400 feet from the nearest residence. The East Turner site is adjacent to a RV/trailer park to the west, approximately 50 feet from the property boundary. The nearest residence to the Ripon site is approximately 650 feet to the east, on the other side of Highway 99.
- **Mitigation of potential impacts feasible**—Mitigation of potentially significant environmental impacts appears feasible at all three sites.

In conclusion, the LEC site offers some project design advantages over the both the East Turner and Ripon sites. The site is adjacent to an existing process water supply source from the WPCF, is located in an industrial zoned pocket within a predominantly agricultural area, and will be adjacent to an existing power plant, which offers the ability to share staff and facilities between the two plants, including the STIG switchyard. In addition, the nearest resident is approximately 4,400 feet away.

The East Turner site would require a 1,900-foot-long interconnection to the nearest PG&E transmission line, and would require the construction of a substation. Process water for the East Turner site would require a 12-mile-long pipeline to the WPCF. In addition, the site is approximately 50 feet away from the nearest residence. The East Turner site is designated as Prime Farmland and may require some mitigation. In addition, it is unknown if the East Turner site is available for long-term lease or purchase.

The Ripon site would connect to the Stockton substation and would require only a 500-foot-long transmission line. In addition similar to the LEC site, the Ripon site could tie in directly to a nearby water source, the City of Ripon industrial water supply. Since this site appears to be relatively undisturbed and located on ruderal land, the site may have some limited plant and wildlife habitat. In addition, it is unknown if the Ripon site is available for long-term lease or purchase.

Taken all together, the LEC site best meets the project objectives without resulting in any adverse environmental impacts as compared to the East Turner and Ripon sites. As a result, the East Turner and Ripon sites were rejected in favor of the LEC site. Table 6.4-1 lists the environmental and project development constraints of the LEC and alternative sites.

TABLE 6.4-1
Environmental and Project Development Constraints of the LEC and Alternative Sites

Site or Alternative	LEC Site	East Turner	Ripon
Site control	Yes	No	No
Land Use and zoning	Zoned as Public – power plants are an allowable use	Zoned as M-2, Heavy Industrial	Zoned as M-2, Heavy Industrial
California Department of Conservation Designation	Developed	100% Prime Farmland	Developed
Williamson Act Contract	No	No	No
Sensitive noise receptors nearby	Few nearby residences (nearest approx. 4,400 feet to the northeast)	RV/trailer park on western boundary of site	Nearest residence approximately 650 feet to the east on the east side of Highway 99
Visual Resources	WPCF to the east of the proposed site, and STIG plant to the west of the proposed site. Both facilities will block views for residents to the east and west, but not to viewers traveling along I-5. Limited residences in surrounding area	Several industrial facilities in nearby vicinity to the north east and south. RV/trailer park adjacent to property on the west. Facility would be visible from both East Turner Road and Cluff Avenue	One existing peaking power plant within ½ mile of proposed site. Some industrial activities present in area, including the Ripon WWTP
Biological Resources	Land has been used as a laydown area for multiple WPCF expansion projects. Limited habitat available for wildlife and ground nesting birds.	Site is currently paved. No habitat available for wildlife and ground nesting birds.	Site has not been farmed, and is currently ruderal vegetation. Habitat is available for wildlife and ground nesting birds.
Cultural Resources	No	Unknown	Unknown
Significant unmitigated impacts or costly mitigation?	No	Site is on Prime Farmland, and may require some mitigation. A long pipeline would be needed to supply recycled water.	No.

6.5 Alternative Project Design Features

The following section addresses alternatives to some of the LEC design features, such as the locations of the natural gas supply pipeline, electrical transmission line, and water supply pipeline.

6.5.1 Alternative Natural Gas Supply Pipeline Routes

The preferred natural gas pipeline route would be adjacent to the existing 2.5-mile pipeline for the STIG Plant which is adjacent to the proposed LEC site. The existing gas pipeline exits the STIG plant approximately 400 ft to the south of the White Sough metering station and then turns east along the access road to the WPCF and under Interstate 5 (I-5). The pipeline continues east from I-5, along a utility easement, bordering several private agricultural fields until the intersection of De Vries Road and Armstrong Road. The pipeline then continues in an easement adjacent to the north side Armstrong Road to PG&E's high pressure natural gas pipeline #108. Due to the presence of the existing 2.5-mile gas pipeline, no other alternatives were analyzed.

6.5.2 Electrical Transmission System Alternatives

The preferred transmission route would be to link the LEC site to the power grid through the existing STIG plant's 230-kV switchyard substation by a three-phase 230-kV transmission circuit. The proposed 230-kV route will exit the project site at the northwest corner and will extend along the northern border of the STIG plant before turning south along the eastern boundary of the STIG plant and continuing to the existing 230-kV switchyard. From the switchyard, the line will tie into the PG&E 230 kV transmission corridor. Due to the presence of the existing electrical switchyard adjacent to the LEC site, no other alternatives were analyzed.

6.5.3 Water Supply Alternatives

The LEC project will connect with the WPCF for supplies of recycled water for cooling through a utility corridor linking the power plant and WPCF. Other sources of cooling water might include potable water from an onsite well used to supply potable water to LEC, or the potable water from the WPCF onsite well. Reclaimed water is clearly the better alternative because it provides for beneficial use for treated wastewater which might otherwise be wasted. Using potable water from the onsite well would involve consuming large quantities of scarce fresh water for power plant cooling that could be more beneficially used for other purposes.

6.6 Technology Alternatives

The configuration of the LEC was selected from a wide array of technology alternatives. These include generation technology alternatives, fuel technology alternatives, combustion turbine alternatives, NO_x control alternatives.

6.6.1 Generation Technology Alternatives

Selection of the power generation technology focused on those technologies that can utilize the natural gas readily available from the existing transmission system. Following is a discussion of the suitability of such technologies for application to the LEC.

6.6.1.1 Conventional Boiler and Steam Turbine

This technology burns fuel in the furnace of a conventional boiler to create steam. The steam is used to drive a steam turbine-generator, and the steam is then condensed and returned to

the boiler. This is an outdated technology that is able to achieve thermal efficiencies up to approximately 36 percent when utilizing natural gas, although efficiencies are somewhat higher when utilizing oil or coal. Because of this low efficiency and large space requirement, the conventional boiler and steam turbine technology was eliminated from consideration.

6.6.1.2 Conventional Simple-Cycle Combustion Turbine

Conventional aero-derivative turbine-generator units are able to achieve thermal efficiencies up to approximately 38 percent. A simple-cycle combustion turbine has a quick startup capability and lower capital cost than that of a combined-cycle, and is very appropriate for peaking applications. Because of its relatively low efficiency, conventional simple-cycle technology tends to emit more air pollutants per kilowatt-hour. Because of this relatively low efficiency, the conventional simple-cycle combustion turbine technology was eliminated from consideration.

6.6.1.3 Kalina Combined-Cycle

This technology is similar to the conventional combined-cycle, except a mixture of ammonia and water is used in place of pure water in the steam cycle. The Kalina cycle could potentially increase combined-cycle thermal efficiencies by several percentage points. This technology is still in the development phase and has not been commercially demonstrated; therefore, it was eliminated from consideration.

6.6.1.4 Internal Combustion Engines

Internal combustion engine designs are also available for small peaking power plant configurations. These are based on the design for large marine diesel engines, fitted to burn natural gas. Advantages of internal combustion engines are as that they: (1) use very little water for cooling, because they use a closed-loop coolant system with radiators and fans; (2) provide quick-start capability (on-line at full power in 10 minutes) and (3) are responsive to load-following needs because they are deployed in small units (for example, 10 to 14 engines in one power plant), that can be started up and shut down at will. Disadvantages of this design include somewhat higher emissions than comparable combustion turbine technology. In addition, internal combustion engine installations are generally deployed at less than 150 MW, and so would not meet one of the project objectives, which is for 255 MW of peaking power.

6.6.2 Fuel Technology Alternatives

Technologies based on fuels other than natural gas were eliminated from consideration because they do not meet the project objective of utilizing natural gas available from the existing transmission system. Additional factors rendering alternative fuel technologies unsuitable for the proposed project are as follows:

- No geothermal or hydroelectric resources exist in San Joaquin County.
- Biomass fuels such as wood waste are not locally available in sufficient quantities to make them a practical alternative fuel and LEC site space is limited.
- Solar and wind technologies are generally not dispatchable and are, therefore, not capable of producing ancillary services other than reactive power, and LEC site space is limited.
- Coal and oil technologies emit more air pollutants than technologies utilizing natural gas.

The availability of the natural gas resource provided by PG&E, as well as the environmental and operational advantages of natural gas technologies, make natural gas the logical choice for the proposed project.

6.6.3 NO_x Control Alternatives

To minimize NO_x emissions from the LEC, the combustion turbine generators (CTGs) will be equipped with water injection combustors and selective catalytic reduction (SCR) using anhydrous ammonia as the reducing agent. The following combustion turbine NO_x control alternatives were considered:

- Steam injection (capable of 25 to 42 parts per million [ppm] NO_x)
- Water injection (capable of 25 to 42 ppm NO_x)
- Dry low NO_x combustors (capable of 15 to 25 ppm NO_x)

Water injection or dry low NO_x were selected because these allow for lower acceptable NO_x emissions while being able to achieve an output turndown rate of 30 percent. This turndown is necessary to meet variable load demand.

Two post-combustion NO_x control alternatives were considered:

- SCR
- EMx™ (formerly SCONO$_x$™)

SCR is a proven technology and is used frequently in combined-cycle applications. Ammonia is injected into the exhaust gas upstream of a catalyst. The ammonia reacts with NO_x in the presence of the catalyst to form nitrogen and water.

EM$_x$™ consists of an oxidation catalyst, which oxidizes carbon monoxide to carbon dioxide and nitric oxide to nitrogen dioxide. The nitrogen dioxide is adsorbed onto the catalyst, and the catalyst is periodically regenerated.

The level of emission control effectiveness between the EM$_x$ and SCR technologies are approximately the same. However, the EM$_x$ technology does not employ the use of ammonia to reduce air emissions. The CEC recently summarized in the EPA's opinion (Colusa Generating Station Final Staff Assessment) "that EM$_x$ is no more effective for reducing air quality impacts than selective catalytic reduction (or "SCR", which is what is proposed for CGS), and it also found EM$_x$ to be significantly more expensive and arguably less reliable, particularly for larger facilities." Therefore, EM$_x$ was not considered for the LEC project.

The following reducing agent alternatives were considered for use with the SCR system:

- Anhydrous ammonia
- Aqueous ammonia
- Urea

Anhydrous ammonia is used in many combined-cycle facilities for NO_x control, but is more hazardous than diluted forms of ammonia; however, because the anhydrous ammonia tank will be shared between the LEC and STIG facility, aqueous ammonia use was not investigated for this site. Urea has not been commercially demonstrated for long-term use with SCR and was eliminated from consideration.

6.7 References

San Joaquin County. 2008. http://sjmap.org/mapapps.asp (Accessed on July 24, 2008).

RECEIVED
OCT 02 2008
SJVAPCD
NORTHERN REGION

A PUBLIC AGENCY
NCPA
NORTHERN CALIFORNIA POWER AGENCY

September 26, 2008

Mr. Jagmeet Kahlon
San Joaquin Valley Air Pollution
Control District
4800 Enterprise Way
Modesto CA 95356-8718

PO Box 1478
12745 N. Thornton Road
Lodi, CA 95241
(209) 333-6370
www.ncpa.com

Subject: Compliance Statement for the NCPA Lodi Energy Center

Dear Mr. Kahlon:

In accordance with Rule 2201, Section 4.15, "Additional Requirements for New Major Sources and Federal Major Modifications," NCPA is pleased to provide this compliance statement regarding its proposed Lodi Energy Center project.

All major stationary sources in California owned or operated by NCPA, or by any entity controlling, controlled by, or under common control with NCPA, and which are subject to emission limitations, are in compliance or on a schedule for compliance with all applicable emission limitations and standards. These sources include one or more of the following facilities:

- Lodi Combustion Turbine No. 2
- Lodi Peaking Turbines
- Alameda Peaking Turbines
- Roseville Combustion Turbine

Based on information and belief formed after reasonable inquiry, the statements and information in the document are true, accurate, and complete.

Please contact me if you have any questions regarding this certification.

Sincerely,

9/26

Ed Warner
Project Manager, Lodi Energy Center
Northern California Power Agency

cc: Jeffrey Adkins, Sierra Research
Sarah Madams, CH2M Hill
Andrea Grenier, Grenier & Associates, Inc.
Susan Strachan, Strachan Consulting
Scott Galati, Galati-Blek LLP
Robert Worl, CEC

San Joaquin Valley
Unified Air Pollution Control District

TITLE V MODIFICATION - COMPLIANCE CERTIFICATION FORM

I. TYPE OF PERMIT ACTION (Check appropriate box)

[✓] SIGNIFICANT PERMIT MODIFICATION
[ ] MINOR PERMIT MODIFICATION
[ ] ADMINISTRATIVE AMENDMENT

COMPANY NAME: Northern California Power Agency	FACILITY ID: N — 2697
1. Type of Organization:[ ] Corporation [ ] Sole Ownership [ ] Government [ ] Partnership [✓] Utility	
2. Owner's Name: Northern California Power Agency	
3. Agent to the Owner: Ed Warner	

II. COMPLIANCE CERTIFICATION (Read each statement carefully and initial all circles for confirmation):

(✓) Based on information and belief formed after reasonable inquiry, the equipment identified in this application will continue to comply with the applicable federal requirement(s).

(✓) Based on information and belief formed after reasonable inquiry, the equipment identified in this application will comply with applicable federal requirement(s) that will become effective during the permit term, on a timely basis.

(✓) Corrected information will be provided to the District when I become aware that incorrect or incomplete information has been submitted.

(✓) Based on information and belief formed after reasonable inquiry, information and statements in the submitted application package, including all accompanying reports, and required certifications are true accurate and complete.

I declare, under penalty of perjury under the laws of the state of California, that the forgoing is correct and true:

Signature of Responsible Official

9/3/08
Date

Ed Warner
Name of Responsible Official (please print)

Project Manager, Lodi Energy Center
Title of Responsible Official (please print)

ATTACHMENT J
DISTRICT'S RESPONSE TO THE COMMENTS RECEIVED FROM THE PUBLIC, APPLICANT, CEC, CARB AND US EPA ON THE PDOC ISSUED ON APRIL 15, 2009

Response to the Comments from the EPA

On June 2, 2009, the District received an-email from Mr. Joseph Lapka of EPA – Region 9, discussing EPA's comments on the Preliminary Determination of Compliance (PDOC) document prepared for the Northern California Power Agency's – Lodi Energy Center power plant. The District response to each comment is as follows:

Comment #1:

The BACT analysis in Appendix E of the PDOC states that BACT for emissions of carbon monoxide from the gas turbine system is 4.0 ppmvd @ 15% O2 or less with an oxidation catalyst and natural gas fuel. The analysis concludes that because the applicant has proposed a limit of 3.0 ppmv, BACT requirements are satisfied. PDOC, Appendix E at iii. Please be aware that in 2003 the South Coast AQMD made a BACT determination for carbon monoxide of 2.0 ppm over a three-hour average for the Vernon City Light & Power facility (see http://www.aqmd.gov/bact/394164VernonCity.doc). EPA has confirmed with the SCAQMD that the plant is operating in compliance with those limits. The District should consider this BACT decision in its analysis.

Response:

NCPA has proposed to achieve 2.0 ppmvd CO @ 15% O_2 (or less) over a three-hour rolling average period. The revised proposal is evaluated using this limit.

Comment #2:

Despite the fact that the applicant has proposed to use GE's Rapid Response technology to reduce the duration of gas turbine startup events and the emissions associated with them, the District proposes to allow the facility six hours for all startup periods (PDOC, page 78). Six-hour startup periods have commonly been allowed for combined cycle facilities without rapid start technology so it is reasonable to expect a plant with such technology to start up in less time, especially in cases where the steam turbine and associated equipment is still warm. Further, recent proposals for other projects allowed for much less time. For example, the PDOC for the GWF Tracy Combined Cycle Power Plant recently prepared by the District proposed a startup duration of three hours (see GWF Tracy PDOC, page 102). In light of this, the District should reconsider the proposed startup period for cold starts and specify a separate shorter duration for warm starts.

Response:

NCPA has proposed to install Siemens turbine package instead of GE's turbine package. Therefore, response to the above comment is given in light of the faster startup technology proposed by Siemens.

Siemens turbine package uses "Flex Plant™ 30" faster startup technology. This technology package includes a modified heat recovery steam generator (HRSG) design and an auxiliary boiler. The technology allows faster heating of the HRSG and earlier startup of the steam turbine, thereby significantly reducing the startup times. However, because no Siemens Flex Plant configuration plants have yet been built or operated, no in-use operating data is yet available that can be used to accurately establish the startup times for the proposed gas turbine. Furthermore, the turbine vendor does not guarantee any startup time during different startup modes (i.e. cold, warm, hot) using this technology. To overcome this issue, NCPA has proposed to reduce the originally proposed startup or shutdown time from 6.0 hours per event to 3.0 hours per event. In addition to this, the applicant has proposed to establish more realistic startup time limits for cold, warm and hot startup modes based on the actual startup data in the first 12-months following the end of the commissioning activities.

The District agrees with the proposed methodology since there is no real data available to establish startup time limits for various startup modes. The following conditions will be included in the permit:

- The duration of startup or shutdown period shall not exceed 3.0 hours per event for any type of startup event (hot, warm, or cold). [District Rule 2201 and 4703]

- The combined startup and shutdown duration for all events shall not exceed 6.0 hours during any one day. [District Rule 2201]

- The owner/operator shall maintain records of the date, start-up time, downtime for gas turbine and the steam turbine prior to startup, startup type, minute-by-minute turbine load (MW), and NOx and CO concentrations (ppmvd @ 15% O_2) measurement using CEMS, for each startup event in the first 12 months of operation following the end of the commissioning period. [District Rule 2201]

- Within 15 months of the end of the commissioning period, the owner/operator shall submit to the District, the CARB and the EPA proposed new time limits for each type of startup that reflect the effect of "Flex Plant 30" fast start-up technology. The proposed time limits shall be based on the required data collected in the first 12 months of operation following the end of the commissioning period. The submittal must include all CEMS data. [District Rule 2201]

- A margin of compliance of 60 minutes (or less) may be added to the longest startup to establish a startup limit for each type of startup event (hot, warm, or cold). The established startup limit shall not exceed 3.0 hours. [District Rule 2201]

- The District shall administratively establish appropriate startup times for each startup mode (hot, warm, or cold), and associated recordkeeping requirements. [District Rule 2201]

Comment #3:

The PDOC states that NOx ERCs will be used to offset VOC emissions and that SOx ERCs will be used to offset PM10 emissions at a ratio of 1:1 in both cases. EPA understands that the District would like to discuss recent comments we submitted in the GWF Tracy case regarding interpollutant offset trading; the proposal to use interpollutant offset trading in this case should be included in our future discussions and the matter should be resolved prior to issuance of the Final Determination of Compliance.

Response:

We have discussed the issue of interpollutant ratios with EPA since this comment was submitted, but this summary is included as information for other interested parties.

A scientific explanation of the proposed interpollutant offset trading ratios is included in Appendix G of this document and the PDOC. Rule 2201 does not require EPA concurrence of proposed interpollutant ratios, but does require that the District justify the proposed ratio and demonstrate that the emission increases will not cause a violation of any ambient air quality standards, both of which are demonstrated in our analysis of the project. In fact, the interpollutant analysis shows that we will achieve an equal or better benefit from the removal of the NOx and SOx from the ERC pool than we would if VOC and PM10 ERCs were used, respectively.

Furthermore, we continue to welcome EPA's analysis of our interpollutant ratios and the related analyses, and look forward to explaining the modeling and analysis upon which it rests. We also look forward to addressing any areas in which EPA feels our analysis can be strengthened or modified. However, as we agreed during the review of the GWF Tracy project, we will not be holding up our obligations under power plant licensing processes, or other permitting, in the meantime.

Response to the Comments from California Energy Commission

Comment #1:

The discussion of Best Available Control Technologies (BACT, on PDOC pp. 26-28) does not include information on minimizing startup emissions or startup durations. The U.S. Environmental Protection Agency (U.S. EPA) requires that BACT apply not only during normal steady-state operations but also during transient operating periods such as startups. Energy Commission staff recommends that the district consider conducting, as part of the BACT analysis, a review of combustion turbine and combined cycle system operational controls or design features that can shorten start up and shutdown events and optimize emission control systems. Energy Commission staff recognizes that the proposed combustion turbine for the Lodi Energy Center would use "Rapid Response" technology, but we suggest that SJVAPCD provide information demonstrating that the BACT analysis has considered startup periods.

- Please describe whether SJVAPCD considered options such as control system modifications allowing injection of ammonia earlier or alternative designs for the heat recovery steam generator (HRSG) that reduce the time needed to heat the HRSG without causing thermal stress.

- Please describe whether SJVAPCD reviewed the startup durations and startup emissions performance of the Palomar Energy Center in Escondido, San Diego County Air Pollution Control District (permit holder: San Diego Gas & Electric), which includes two combined-cycle combustion turbines similar to the one proposed for Lodi. Palomar uses a software system that has been in operation since 2007 with an early ammonia injection system that greatly reduces start-up times and thus emissions.

Response:

See response to EPA's comment #2.

NCPA's consultant has searched benefit of OpFlex at Palomar. They have stated that SDG&E's report on the benefits of OpFlex at Palomar address only hot start emissions. There is no discussion or analysis in the District's report regarding benefits for extended startup or cold startup times or emissions.

The benefits that these systems might offer in reducing startup emissions are still speculative. The vendors ***will not guarantee emissions performance for these systems*** at this time.[1] Startup emissions associated with operation of the Palomar facility are matched by other facilities without enhanced control systems. To the

[1] General Electric guarantees that "base load" emission rates can be achieved at lower loads with some of their OpFlex options, but does not guarantee lower startup emission rates associated with this technology.

District's knowledge, no facility that has installed (or proposed to install) these technologies has claimed an enforceable emission reduction as a result.

The version of OpFlex technology in use at the Palomar Energy Center is the "OpFlex – Turndown" configuration. According to GE's marketing information, the OpFlex Turndown allows the turbine to meet NOx limits at 40% of full load (instead of 50% of full load). The OpFlex technology in use at the Palomar Energy Center will have no material effect on cold start emissions because the delay in achieving initial load synchronization requires holds at loads below 40%.

Further, the BAAQMD researched the performance of OpFlex at Palomar for the evaluation of the proposed Russell City project in December 2008. The BAAQMD engineering division concluded:[2]

...[T]he Air District attempted to develop independent objective support for the technology's feasibility as a startup control alternative. To do so, the Air District looked for actual operating data from facilities using GE's OpFlex turn-down technology as a startup emissions control technology. The Air District was able to identify only one facility that has tried to implement OpFlex to control startup emissions, the Palomar Energy Center ("Palomar") in San Diego County. That facility was required to implement drastic startup emissions reductions under a variance proceeding before the Hearing Board of the local Air District, the San Diego Air Pollution Control District. The facility took several steps in order to do so. One of these was to purchase and install an OpFlex system from GE. Another was to adjust its ammonia injection procedures so that ammonia is injected into the SCR system earlier in the startup than recommended by the manufacturer, when the SCR catalyst is at a lower temperature. The operator conducted tests on its turbines and found that for its particular equipment, earlier ammonia injection was a workable solution. By taking these steps, the facility was able to optimize its operating procedures and bring down its startup emissions. The facility has reported encouraging results from the first few months of operating with these new techniques. It is not possible, however, to determine based on this limited data what reductions, if any, are attributable to OpFlex and what reductions are attributable to the operational changes the facility was able to make for its specific turbines. Moreover, the facility has operated only for a relatively limited period of time with these enhancements, and so it is difficult to determine from the limited data available so far what improvements can reliably be achieved throughout the life of the facility. For all of these reasons, ***the Palomar data does not sufficiently demonstrate that there are specific, achievable emissions reductions to be gained simply from using the OpFlex technology itself.*** [Emphasis added.]

Comment #2:

The SJVAPCD issued a Final Determination of Compliance for the Avenal Power Center on October 30, 2008 (08-AFC-01, Project No. C-1080386). The Avenal project

[2] BAAQMD. Statement of Basis for Draft Amended Federal "Prevention of Significant Deterioration" Permit. Russell City Energy Center. December 8, 2008

would include two combined-cycle combustion turbines similar to the one proposed for Lodi. The SJVAPCD made a BACT determination for carbon monoxide (CO) to be limited to no more than 2.0 parts per million (ppm) on a 3-hour basis (Attachment F-5 of Avenal FDOC). This BACT determination is missing from the Lodi PDOC because the District proposes to accept limit of 3.0 ppm or less on a 3-hour basis.

- Please discuss why the District finds a CO emission limit of 3.0 ppm acceptable considering the District has recently established a lower 2.0 ppm limit as BACT on a previous, similar project.

Response:

See response to EPA's comment #1.

Comment #3:

The discussion of compliance with District Rule 4703 (PDOC pp. 73 to 81) appears to be based largely on the information provided to SJVAPCD by NCPA and NCPA's consultant (from a letter to SJVAPCD dated January 14, 2009). In the PDOC (p. 76), the District claims that vendor information indicates startups potentially exceeding the two-hour limit in District Rule 4703, Section 5.3.1.1, but no vendor information on startups was provided to the Energy Commission by NCPA. Similar current projects would meet much more stringent startup limitations than the six hours allowed by the Lodi PDOC, including no more than 110 minutes for the Victorville 2 Hybrid Power Project (07-AFC-1, Final Commission Decision, July 2008, CEC-800-2008-Q03-CMF) and the Palmdale Hybrid Power Plant (08-AFC-9, currently under review). We suggest that SJVAPCD provide additional information demonstrating that the Lodi Energy Center would be likely to comply with the two hour startup limit in this rule.

- Please attach with the FDOC the information "provided by the turbine and HRSG vendors" (PDOC p. 76) that the SJVAPCD reviewed in its determination that the Lodi Energy Center cannot achieve a startup duration not to exceed two hours, as in District Rule 4703, Section 5.3.1.1.

- Please describe why the proposed Lodi Energy Center with Rapid Response would require more time to startup than the proposed Tracy Combined Cycle Power Plant (08-AFC-07, Project No. N-1083212, currently under review) because the District's PDOC for the Tracy Combined Cycle Power Plant states that: "Startup information provided by the turbine and HRSG vendors indicates that for a cold startup, a maximum of three hours is required ..." (p. 100 of the Tracy PDOC dated April 2, 2009).

- Please elaborate on why a cold start duration of up to six hours should be allowed for the Lodi Energy Center with Rapid Response (Lodi PDOC p. 76) cold startup duration would not exceed 110 minutes for the licensed Victorville 2 and proposed Palmdale projects.

Response:

See response to EPA's comment #2.

Comment #4:

Energy Commission staff appreciates the explanation of the interpollutant offset ratio provided in the PDOC Attachment G. The modeling for the interpollutant ratio is part of the 2008 PM2.5 Plan that was adopted by ARB on May 22, 2008, and the plan was subsequently submitted to U.S. EPA. However, as of late April, 2009, there had been no U.S. EPA action on the PM2.5 plan.

- Please describe whether the development of the interpollutant ratio has been reviewed and/or approved by U.S. EPA.

Response:

See response to EPA's comment #3.

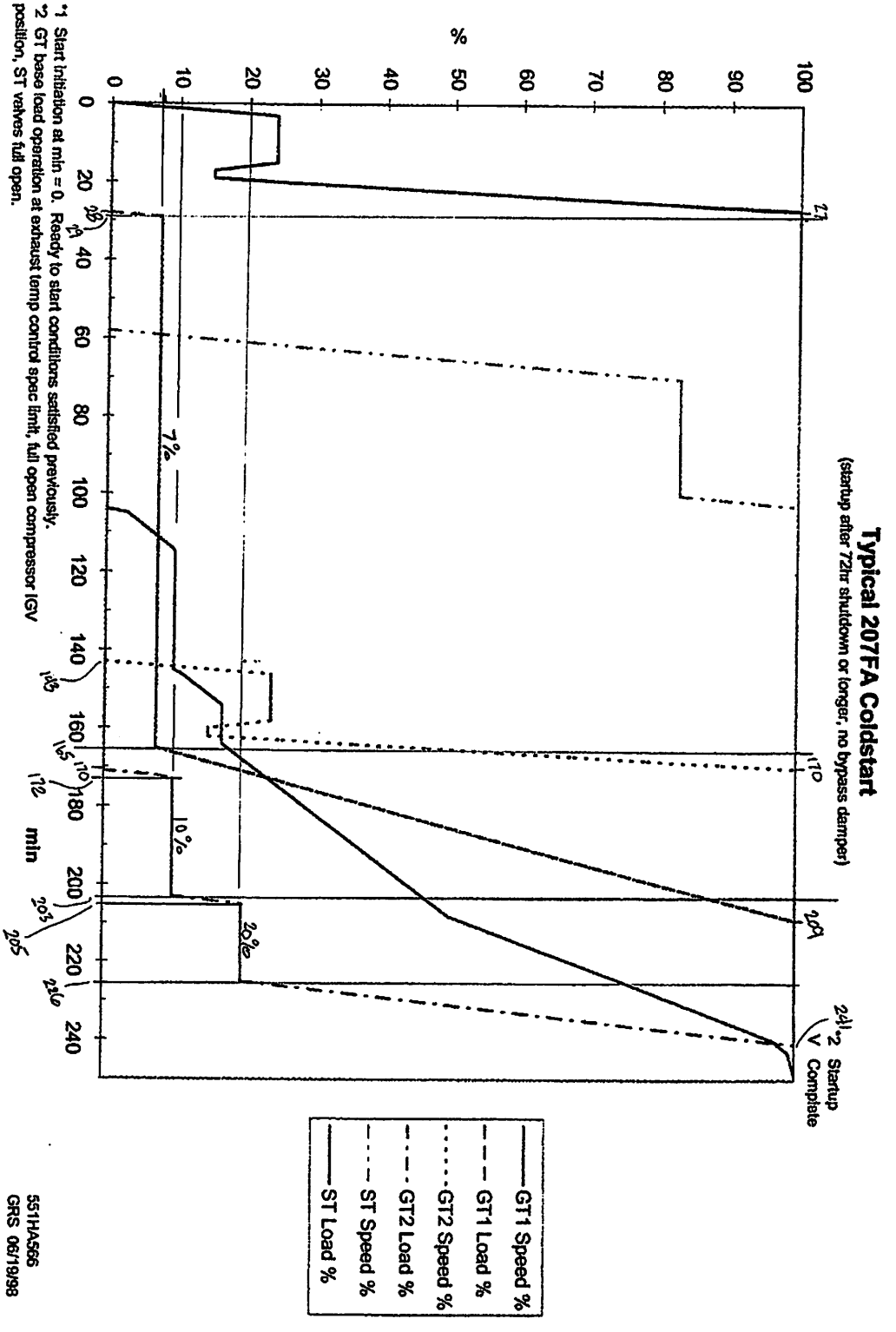

*1 Start initiation at min = 0. Ready to start conditions satisfied previously.
*2 GT base load operation at exhaust temp control spec limit, full open compressor IGV position, ST valves full open.

Response to the Comments from the Public

On May 14, 2009, the District received comments from Mr. Robert Sarvey, a resident of Tracy, California. His comments and the District response are as follows:

Comment #1:

Interpollutant Trade

The PDOC proposes to offset the projects PM 2.5 emissions on a pound for pound basis with SOx offsets. Proposed interpollutant trading ratios are required to be scientifically justified with a site specific air quality analysis, as required by Rule 2201, Section 4.13.3. The PDOC attempts to establish an interpollutant[3] ratio based on modeling analyses performed in the southern region of San Joaquin Valley over 100 miles away.

The EPA has finalized its regulations to implement the New Source Review (NSR) program for fine particulate matter on July 15, 2008. Their recommended ratio of SOx offsets to PM 2.5 offsets is 40 tons of SOx for each ton of PM 2.5. The FDOC should explain how the district is complying with the new EPA regulations for PM 2.5 since EPA has not yet approved the Districts PM 2.5 attainment plan. Has the EPA approved this interpollutant ratio? It would appear on the face that the project is required to use the EPA recommended ratio in absence of site specific modeling. The PDOC is proposing a ratio that is 40 times less stringent than EPA has recommended. Considering the San Joaquin Valley has the worst PM 2.5 levels in the country the District should seriously reconsider this interpollutant offset ratio.

In addition the PDOC allows the applicant to surrender 8,287 pounds of SO2 emission reductions credits for a potential 48,617 pounds of SO2 emissions from the project. The new EPA rules on PM 2.5 require a pound for pound offset ratio for PM 2.5 precursors.[4] If the districts assumption that one pound of SOx offsets 1 pound of PM 2.5 as allowed in the interpollutant trade the district is allowing 40,330 pounds of SOx to remain unmitigated creating 40,330 pounds of PM 2.5 in violation of CEQA.

---

3 3 "We have determined a nationwide preferred ratio of 40 to 1 (SO2 tons for PM2.5 tons) or 1 to 40 (PM2.5 tons for SO2) for trades between these pollutants. We recognize there is spatial variability here between urban and regionally located sources of these pollutants that can be addressed through a local demonstration to determine an area-specific relationship, as appropriate." http://www.epa.gov/fedrgstr/EPA-AIR/2008/May/Day-16/a10768.pdf page 28338

4 "As discussed previously, the Act requires that a source obtain offsets for emissions increases that occur in a nonattainment area. As with PM2.5 direct emissions, the minimum offset ratio permitted under subpart 1 of the Act is at least 1:1. Based on these requirements of the Act, we are finalizing our proposal that an offset ratio of at least 1:1 applies where a source seeks to offset an increase in emissions of a PM2.5 precursor with creditable reductions of the same precursor. This offset ratio applies for all pollutants that have been designated as PM2.5 precursors in a particular nonattainment area." http://www.epa.gov/fedrgstr/EPA-AIR/2008/May/Day-16/a10768.pdf page 28338

Response:

EPA's New Source Review Program - 40 CFR 51 Appendix S requirements are applicable to new major $PM_{2.5}$ sources and federal major modifications for $PM_{2.5}$. The significance thresholds are as follows:

$PM_{2.5}$ major source threshold	100 ton/year
$PM_{2.5}$ federal major modification threshold	10 ton/year

This facility is not a Major Source for PM_{10} emissions (i.e. PE < 70 tons/year). As $PM_{2.5}$ is a subset of PM_{10}, and the $PM_{2.5}$ Major Source threshold is greater than the PM_{10} Major Source threshold, this facility is not a Major Source for $PM_{2.5}$ emissions. Thus, Appendix S requirements for $PM_{2.5}$ are not applicable to this project.

The NSR rule allows interpollutant trading based on a trading ratio established in the SIP as part of the attainment demonstration approved for a specific nonattainment area, on a statewide basis, or in a regional, multi-state program. This means, site-specific modeling is not required. Since the interpollutant ratios are developed based on the Southern part of the Valley (worst-case), it is reasonably concluded these ratios can be used for the Northern part of the Valley. The ratios established by the District pursuant to modeling within the region, if approved into the SIP, could be used if this project was a major source of $PM_{2.5}$.

The District requires the applicant to mitigate SOx emissions in excess of the offset threshold of 54,750 lb-SOx/year since the facility's pre-project emissions were less than this offset threshold.

CEC is the Lead Agency on CEQA. It is commission's responsibility to determine whether or not the entire SO_2 emissions needs to be mitigated to satisfy CEQA for this project, or amount of offset in excess of the District's offset threshold level would be sufficient to satisfy CEQA requirements.

Comment #2:

CO BACT

BACT for CO is listed as 3ppm over three hours on page 10 of the PDOC. The District should consider a lower emission rate for this project. Several Projects have achieved lower CO emissions rates in conjunction with a 2ppm NOx limit. One is the Salt River Project in Arizona, which meets a 2ppm NOx limit and a 2ppm CO limit that has been verified by source testing. [5] The Las Vegas Cogeneration facility has a 2ppm NOx limit and a 2ppm CO limit. [6] Both of these projects meet the Districts achieved in practice

[5] . http://cfpub1.epa.gov/rblc/cfm/ProcDetl.cfm?facnum=25662&procnum=102130
[6] http://cfpub1.epa.gov/rblc/cfm/ProcDetl.cfm?facnum=26002&Procnum=103714

BACT level. The GWF Tracy Project also located in San Joaquin county (Project # N-1083212 has proposed a BACT limit of 2ppm over 3 hours utilizing a GE Frame 7 unit identical to the one proposed for this project. Based on available information, the district should choose a 2ppm CO limit for this project to comply with BACT.

Response:

See response to EPA's comment #1.

Comment #3:

Ammonia Emissions

The PDOC allows an ammonia slip of 10 ppm. The District should consider a lower ammonia slip level. One power plant in the Districts BACT clearinghouse the Blackstone ANP Project has achieved an ammonia slip limit as low as 2ppm. The District has just issued a PDOC for the Tracy Peaker Plant project number N-1083132 and the ammonia slip limit is 5 ppm for a project which also utilizes a GE Frame 7. The 5 ppm ammonia limit in combination with a 2 ppm NO limit has already been required for the following CEC licensed facilities: Malburg-Vernon (01-AFC-25), El Segundo (00-AFC-14), Inland Empire (01-AFC-17), Magnolia (01-AFC-6), Morro Bay (00-AFC-12), Palomar (01-AFC-24), and Tesla (01-AFC-21).

In the alternative the District could perform a site specific analysis that demonstrates that no particulate matter will be formed locally or district wide due to the ammonia slip emissions and require mitigation if the analysis demonstrates that there is significant secondary particulate matter formation from the ammonia emissions from the LGS. The district must also consider the transport of the ammonia emissions to regions that may not be ammonia rich outside of the San Joaquin Valley.

A second potential environmental impact that may result from the use of SCR involves ammonia transportation and storage. The proposed facility will utilize anhydrous ammonia for SCR ammonia injection, which will be transported to the facility and stored onsite in tanks. The transportation and storage of ammonia presents a risk of an ammonia release in the event of a major accident. The project, if allowed to use SCR, can eliminate the impact from transportation accidents by utilizing a technology called NOx OUT ULTRA®. There are dozens of systems in service, one in Southern California at UC Irvine. Most of the UC campuses have decided not to risk bringing ammonia tankers through campus or having to offload or store ammonia. NOx OUT ULTRA is being specified for new units at UCSD, University of Texas and Harvard. The NOx OUT ULTRA system requires a tank for the urea. The urea is usually in a 50 to 32 % solution. Urea has no vapor pressure and no smell. If it spills, the evaporated water will leave behind a pile of crystal salts. There are no hazards to labeling or training required for the operator and absolutely no risk to adjacent facilities or neighbors. Like aqueous and anhydrous ammonia, NOx OUT ULTRA needs controls to manage the input from the power plant indicating how much reagent the SCR requires.

Like aqueous ammonia, the system requires an air blower and heater to heat the air. The heated air goes to a decomposition chamber instead of a vaporizer. In the decomposition chamber, the urea solution is added. The water in the urea solution is vaporized and the additional heat required will then decompose the urea to ammonia. The gas/carrier air is then swept to the AIG and to the SCR. If the urea pump is stopped and air is left in service, the chamber is swept clear of ammonia in less than seven seconds. So in an emergency, there is very little, if any, ammonia exposure. Other than the seven seconds between the chamber and the AIG, the only exposure is the harmless urea.

Response:

NOx reductions are very critical to attain ozone standards for the Valley. The District allows slight flexibility in ammonia slip to help achieve the best performance of NOx reduction technology. Furthermore, District performed the health risk analysis for ammonia emissions and has determined that there is no significant health risk to the nearest receptors from these emissions. For these reasons, the District has decided not to lower the proposed ammonia slip.

The District has performed extensive modeling to determine the role of ammonia and other precursors in the formation of PM2.5 in the SJV, including the role of transport in local and regional air quality. No additional analyses are necessary. The SJVAPCD $PM_{2.5}$ plan[7] indicates that

> "[t]he topography and climate in the San Joaquin Valley create ideal conditions for trapping and holding directly emitted PM2.5 within the Valley and generating additional PM2.5 from precursor emissions. PM2.5 emissions and precursors may be retained within the Valley for several days, recirculating within the Valley and accumulating to unhealthy levels...The surrounding mountain ranges hinder the movement of air and block removal (dispersion) to other areas by minimizing wind flows into and out of the air basin, causing pollutants and precursors to be retained within the Valley." [p. 3-2]

This suggests that the transport of precursors outside of the Valley is limited. However, the plan also indicates that

> "[t]ransport of particulates and precursors was evaluated as part of the California Regional Particulate Air Quality Study (CRPAQS) research program. A specific findings document has not been prepared to quantify the magnitude of transport between the major air districts; however, preliminary findings did identify that there may be occasions of some transport of particles and/or precursors from the SJVAB to the Bay Area in winter." [p. 3-5.]

[7] SJVAPCD, "2008 PM2.5 Plan," April 30, 2008.

The BAAQMD has also determined that ammonia emissions do not contribute significantly to fine particulate formation in that district:

> "[I]t is the opinion of the Research and Modeling section of the BAAQMD Planning Division that the formation of ammonium nitrate in the Bay Area air basin is limited by the formation of nitric acid and not driven by the amount of ammonia in the atmosphere."[8]

Anhydrous ammonia is currently used at the STIG plant, which is also the site of LEC, so using urea instead of ammonia at LEC would not eliminate ammonia transportation and storage at the project site. The alternatives analysis does consider the use of urea (see p. 6-16 of Attachment I to the PDOC) and concludes that it is not a feasible alternative to ammonia because it "has not been commercially demonstrated for long-term use with SCR."

Comment #4:

Alternative Siting Analysis

The alternatives analysis presented in the PDOC is inadequate. It includes only two alternatives which are equally suitable but are rejected only due to the fact that the current proposal cannot utilize the existing infrastructure at the alternative locations. The analysis fails to discuss the air quality implications of the proposed project and the existing LM-5000 in comparison to the alternative sites.

The alternatives analysis fails to discuss the use of renewable technologies as an alternative to the proposed project. Renewable technologies are dismissed as not meeting the applicant's objectives. The analysis does not consider whether renewable projects are a feasible replacement for the LGS or whether other alternatives would help the State's meet its RPS objectives. The FDOC should include a complete alternatives analysis for the public to review.

The analysis fails to discuss the LGS location in a 100 year flood plain and whether the alternative sites are also located in a flood plain. The alternatives analysis does not discuss dry cooling which would lower the project PM-10 emissions from the cooling tower and eliminate significant amounts of HAP's.

The analysis does not discuss the need to run a natural gas line under an airport runway to service the project where the alternative sites do not have this constraint.

The alternative analysis selects anhydrous ammonia based solely on the projects ability to use a shared tank with the current facility. The FDOC should provide a transportation analysis that justifies the use of anhydrous ammonia for the project. The alternatives analysis fails to discuss the impacts of the use of ammonia for SCR such as the

[8] BAAQMD, "Amended Final Determination of Compliance, Russell City Energy Center," June 19, 2007.

secondary particulate formation and greenhouse gas implications. The alternatives analysis states that urea has not been demonstrated as practical with SCR. There are many power plants using SCR that utilize urea based systems.

The alternative analysis dismisses the use of EMx for NOx control stating, "The CEC recently summarized in the EPA's opinion (Colusa Generating Station Final Staff Assessment) " that EMx is no more effective for reducing air quality impacts than selective catalytic reduction (or "SCR", which is what is proposed for CGS), and it also found EMx to be significantly more expensive and arguably less reliable, particularly for larger facilities." Therefore, EM was not considered for the LEC project. To dismiss the technology for not being cost effective an economic analysis must be performed for the FDOC. EMx™ has been successfully demonstrated as reliable on several small combustion turbine projects up to 45 megawatts, and the manufacturer has claimed that it can be effectively scaled up and made available for utility-scale turbines. Based on this information, it would not be appropriate to eliminate EMx™ as a technically feasible control technology. EMx also substantially lowers emissions of VOCs, CO, and utilizes no ammonia.

Response:

The alternative siting analysis included in Attachment I does discuss potential air quality impacts of other sites and concludes that since project emissions at alternative sites would not be any different and meteorology is consistent throughout the area where potential alternative sites are located, air quality impacts of the project would not be expected to vary at other locations.

The above comment mentions that "The analysis does discuss the use of renewable technologies". Please see p.6.15 of Attachment I to the PDOC. Because the renewable technology alternatives do not meet the applicant's objectives, these alternatives are not feasible.

The above comment mentions that "The analysis fails to discuss the LGS [sic] location in a 100 year flood plain and whether the alternative sites are also located in a flood plain". The District has no authority in this area. Therefore, no further investigation is made.

The PM_{10} emissions from the cooling tower are less than 2 tons per year. The AFC indicates that there is not room on the project site for a dry cooling system. HAP emissions from the cooling tower were shown to be negligible in Table 5.1A-10 of the AFC.

The above comment mentions that "The analysis does not discuss the need to run a natural gas line under an airport runway". The District has no authority in this area. Therefore, no further investigation is made.

The above comment mentions that "The alternatives analysis selects anhydrous ammonia based solely on the project's ability to use a shared tank with the current facility. The FDOC should provide a transportation analysis that justifies the use of anhydrous ammonia for the project". A transportation analysis is beyond the scope of the District's jurisdiction.

The above comment mentions that "The alternatives analysis fails to discuss the impacts of the use of ammonia for SCR such as the secondary particulate formation and greenhouse gas implications." The District has evaluated the role of ammonia in secondary particulate formation as part of interpollutant offset analysis. Greenhouse gases are not regulated under EPA's NSR or District's NSR rules.

Lastly, EMx was not dismissed "for not being cost effective". The applicability of EMx technology was evaluated extensively in the permit application submitted to the District. The technology was not considered to be as reliable as an SCR, and has not been demonstrated on turbines of the size of the LEC unit.

Comment #5:

Greenhouse Gas Emissions

The FDOC should include a BACT analysis for greenhouse gas emissions. Different equipment or operating scenarios could reduce greenhouse gases.

Response:

Greenhouse gas emissions are not regulated under the current District regulations or under the current Federal NSR program. The scope of this document is limited to address compliance with already adopted rules and regulations. Therefore, no BACT analysis for greenhouse gases is required at this time.

Comment #6:

CEQA Considerations

As a responsible agency the District supplies a determination of compliance to the lead agency for CEQA review. Unfortunately many portions of the DOC are not under the jurisdiction of the California Energy Commission and the CEC normally defers to the Districts determinations. Logically the responsible agency is also responsible for CEQA review in its DOC. Recently the District has utilized its own CEQA review and in some cases has required a mitigation fee be paid for programs which fund local NOx reductions. Almost all of the LGS's ERC's are located over 100 miles away. In particular the 90% of the NOx ERC's allocated to the project are located well over 100 miles away. In similar circumstances the District has required mitigation payments to offset the limited efficacy of these distant ERC's.

Normally the District asses the quantity of NOx emissions which in the case of the LGS is 71.33 tons, plus the emissions of the existing LM-5000 which are 20.5 tons per year. (It is not stated in the PDOC whether these existing emission have ever been offset. Have the emissions from the existing project been offset?) The district then applies a ratio normally 66.2% for ERC's surrendered which have occurred on this side of the Altamont Pass which in this case would amount to 60.8 tons leaving a balance of 31.03 tons left to be mitigated. The most recent agreement used a value of $51,373 per ton of NOx reduced. Therefore the LGS should be required to make a payment of $1,605,399 to the District to fund NOx reduction programs to provide CEQA mitigation in the San Joaquin County area.

Response:

The District does not perform a CEQA review for power plant licensing projects. CEQA authority for power plant projects is reserved to the CEC.

The District followed its NSR regulatory procedure in assessing the ERC requirements for the proposed project. The NSR rule does not involve applying any ratios to ERCs other than the 1.5:1 distance ratio. Non-NSR mitigation analysis is outside the scope of this document. In this case, the applicant is providing adequate NSR related mitigation through direct offsets.

The comment mentions that "It is not stated in the PDOC whether these existing emission have ever been offset. Have the emissions from the existing project been offset?".

Rule 2201 requires a project proponent to offset all emissions in excess of the Offset thresholds. Offset analysis is not needed for the existing units with valid permit to operate, which are not being modified in this project.

Comment #7:

Public Notice Requirements

In the past the District has assumed that its public notice requirements are met merely by posting an advertisement in a local newspaper. Federal PSD requirements are much more stringent. 40 C.F.R. § 124.10 directs the District to proactively assemble a "mailing list" of persons to whom PSD notices should be sent. The mailing list must be developed by: Including those who request in writing to be on the List, soliciting persons for "area lists" from participants in past permit proceedings in that area, and notifying the public of the opportunity to be put on the mailing list through periodic publication in the public press and in such publications as Regional and State funded newsletters, environmental bulletins, or State law journals. The District should re notice this permit and adhere to the public notice requirements that are required under Federal and State Law.

The District should also consider establishing a permit application notice section on their website which would enable the public to examine proposed permits in their area. It is unreasonable to expect in the electronic age that the majority of the public would read the entire newspaper selected by the District for the notification when many people no longer subscribe to newspapers. The Districts website would provide a cost effective way for those interested in air quality issues to stay abreast of developments in their community. Currently the BAAQMD has a permit application public notice section on their website which helps those member of the public who wish to participate remain informed.[9]

Response:

The District is not issuing a PSD permit and is not subject to federal PSD notice requirements.

The District believes that the noticing procedure was followed correctly. The District is in-progress of designing a web site, where documents related to the public notice projects will be published for public review and comment.

Comment #8:

ERC's

Please identify the original emission reduction site and date, and the method of reduction, for the ERCs that would be used to offset this project. Please describe whether District compliance with Rule 2201, Section 7 would require any of the offsets to be subject to discounting. Please also confirm whether the offsets identified for the project are representative of real and surplus reductions, taking into account possible discounting under Rule 2201.

Response:

For each ERCs, the date of emissions reduction, method of emissions reduction, reduction site, and ERCs amount in each quarter is summarized in the following table. These ERCs are all valid and can be used to offset the emissions increase from this project. No ERCs discounting is necessary at this time since the District has successfully demonstrated its offset equivalency on annual basis.

[9] http://www.baaqmd.gov/pmt/public_notices/

ERCs for NOx:

ERC #	Date of Reduction	Method of Reduction	Original Reduction Site	Q1	Q2	Q3	Q4
S-2857-2	9/15/03	Shutdown of seed aeration fan IC engines S-699-2-0 and '3-0. Seasonal cotton gin source.	Bakersfield	0	0	0	1,031
S-2848-2	2/24/92	Convert steam generators to gas fire only	HOW, Kern County	1,457	0	1,145	2,959
S-2849-2	5/20/92	Convert steam generators to gas fire only	HOW, Kern County	2,682	3,241	938	687
S-2850-2	5/20/92	Convert steam generators to gas fire only	HOW, Kern County	23,349	23,151	24,224	24,469
S-2851-2	5/20/92	Convert steam generators to gas fire only	HOW, Kern County	1,019	2,105	1,303	264
S-2852-2	5/20/92	Convert steam generators to gas fire only	HOW, Kern County	2,296	7,000	9,353	954
S-2854-2	2/24/92	Convert steam generators to gas fire only	HOW, Kern County	0	1,437	0	0
S-2855-2	2/24/92	Convert steam generators to gas fire only	HOW, Kern County	400	79	4,227	12,090
C-915-2	10/8/02	Shutdown of a 75 MMBtu/hr boiler and a 5.2 MMBtu/hr boiler.	Hanford	129	137	122	117
C-916-2	11/5/92	Modification of boiler	Hanford	8,966	1,122	303	0
C-914-2	10/2/92	Shutdown of a cotton gin	Fresno	4,702	6,728	3,983	1,831
N-755-2	7/1/91	Reduced fuel oil consumption by 80%	4000 Yosemite Blvd, Modesto (>15 miles)	0	0	27,616	0
N-754-2	5/31/01	Shutdown of boilers N-269-1, N-269-2 and N-269-3.	202 N Filbert, Stockton (<15 miles)	321	274	790	147
S-2894-2	12/5/90	Retrofit 31 engines with precombustion chambers: S-2234-9 (4091-017) + 30 others	Tupman	9,367	22,816	6,006	26,405
S-2895-2	4/19/91	Retrofit of 13 gas-fired steam generators	HOW, Kern County	0	0	0	3,406
Total ERCs Available:				54,688	68,090	80,010	74,360

ERCs for VOC:

ERC #	Date of Reduction	Method of Reduction	Original Reduction Site	Q1	Q2	Q3	Q4
S-2860-1	9/10/79	Shutdown of a carbon black production facility	Bakersfield	12,600	12,600	12,600	12,600
Total ERCs Available:				12,600	12,600	12,600	12,600

ERCs for SOx:

ERC #	Date of Reduction	Method of Reduction	Original Reduction Site	Q1	Q2	Q3	Q4
S-2843-5	5/18/93	Retrofit two boilers with FGR and low-NOx burners	Tulare	13,298	10,631	12,619	13,452
S-2845-5	5/18/93	Retrofit two boilers with FGR and low-NOx burners	Tulare	7,998	9,131	7,319	8,152
S-2858-5	9/10/79	Shutdown of a carbon black production facility	Bakersfield	9,100	9,100	9,080	9,100
N-759-5	7/1/91	Reduced fuel oil consumption by 80%	4000 Yosemite Blvd, Modesto (>15 miles)	0	0	12,651	0
N-758-5	1/1/92	Fuel limit on all boilers	Merced	0	0	11,045	0
S-2846-5	11/30/83	Shutdown of catalytic cracker, fluid coker and CO boiler	Bakersfield	931	931	931	931
N-757-5	1/1/92	Fuel limit on all boilers	Merced	0	0	3,600	0
			Total ERCs Available:	31,327	29,793	57,245	31,635

ERCs for PM_{10}:

ERC #	Date of Reduction	Method of Reduction	Original Reduction Site	Q1	Q2	Q3	Q4
S-2844-4	6/30/95	Shutdown of feedmill	Tulare	5,830	5,830	4,500	9,830
C-911-4	7/3/97	Shutdown of cotton gin	Raisin City	0	0	0	4,244
N-756-4	1/3/02	Shutdown of three boilers	3200 E Eight Mile Road, Stockton (<15 miles)	81	78	583	58
C-913-4	7/27/94	Shutdown of boilers	Auberry	10	45	0	28
C-912-4	11/9/94	Shutdown of oil fired boilers	North Fork	60	0	8	5
			Total ERCs Available:	5,981	5,953	5,091	14,165

Response to the Comments from the NCPA

On May 18, 2009, the District received comments on the PDOC and the draft permit conditions. The District response to each comment is as follows:

Comment #1:

The fourth paragraph of this discussion states that this document is a Determination of Compliance (DOC), which is equivalent to an ATC. However, this document is a preliminary determination of compliance and is not equivalent to an ATC.

Response:

The language of the above mentioned paragraph is revised to address this comment.

Comment #2:

Page 11, Table of Commissioning Emissions: PMJO emissions during commissioning may be up to 126.0 lb/day. Please see Table AQ-I, Attachment DA5.1-2. Permitted emissions limits during commissioning activities are also discussed in more detail below.

Response:

This comment may no longer be valid since NCPA has proposed to install Siemens gas turbine package.

Comment #3:

Page 22, Rule 1080 Compliance for N-2697-0 (Gas Turbine HRSG); page 54, CEMS Equipment Requirements: The District is proposing to require the NOx and O2 CEMS to meet specific requirements of 40 CFR Part 60, Appendix B and F. However, the NOx and diluent CEMS will also be required to meet the requirements of 40 CFR Part 75 (Acid Rain). The applicable gas turbine NSPS, 40 CFR 60 Subpart KKKK, allows the NOx diluent CEMS to be installed and certified in accordance with Part 75 instead of Part 60 Appendix Band F (§ 60.4345). We request that the District clarify that the conditions requiring compliance with the Part 60 requirements apply only to the CO CEMS and that the NOx and diluent CEMS will utilize the requirements of Part 75 instead. This change should also be made on page 51 *(Section 60.4345* – CEMS *Equipment Requirements).*

Response:

NOx and O_2 CEMS are required to be installed and certified in accordance with 40 CFR Part 75. CO CEMS is required to be installed and certified in accordance with 40 CFR Part 60.

Comment #4:

Page 36, Daily Emission Limits during Commissioning: Daily emissions limits for SOx and PM_{10} during the commissioning period should be the same as daily limits during normal operation. NCPA has demonstrated through the ambient air quality analysis that operation of the gas turbine HRSG in compliance with the proposed daily SOx and PM_{10} emission limits of 136.2 lb/day and 240 lb/day, respectively, will not cause or significantly contribute to a violation of any ambient air quality standards, so we believe that the limits during the commissioning period should reflect these higher limits.

Response:

This comment may no longer be valid since NCPA has proposed to install Siemens gas turbine package.

Comment #5:

Page 71, Emissions Limits for the Auxiliary Boiler: NCPA has proposed to meet a CO emission limit of 50 ppmvd @ 3% O_2 from the auxiliary boiler, not 400 ppm as shown.

Response:

The discussion under Rule 4320 has been modified to address this comment.

Comment #6:

Page 74, Rule 4703, Section 5.3, Transitional Operation Periods: The applicant has proposed that the duration of combined startup and shutdown operations last no more than six hours per event, not six hours per day.

Response:

The discussion under Rule 4703 has been revised to address the above comment. Startup/shutdown is limited to six hours per event and the applicant is required to revise this time after evaluating 12 consecutive month operational data immediately after completing the commissioning activities.

Comment #7:

Appendix E, page xii, BACT for Auxiliary Boiler, SOx: Please remove "Cellular type drift eliminator" from Technologically Feasible BACT for SOx.

Response:

The entire "Top-Down BACT Analysis" for the auxiliary boiler is revised.

Comment #8:

Condition 13: As discussed above, the daily SO_2 and PM_{10} emissions limits during the commissioning period should be the same as the limits during normal operation: 136.2 lb/day and 240 lb/day, respectively.

Response:

This comment may no longer be valid since you have proposed to install Siemens gas turbine package.

Comment #9:

Condition 21: This condition limits the duration of startup and shutdown activities for the *CTG/HRSG* to six hours in anyone day. We are requesting two changes to this condition. First, the condition should limit the duration of startup and shutdown activities to six hours for any single event, consistent with information provided by NCPA in the permit application and supplemental materials, as well as with the District's PDOC analysis demonstrating compliance with Rule 4703, Section 5.3.1.1. Second, we request that the District not limit startup and shutdown activities to six hours per day. NOx and CO emissions will be monitored during startup and shutdown activities using a certified CEMS, so compliance with daily permitted emissions limits will be assured regardless of how many startup and shutdown events occur in a calendar day. The revised condition should read as follows:

"The duration of any startup and or shutdown period shall not exceed six hours for any single event."

Response:

See response to EPA's comment #2.

Comment #10:

Condition 28: Change the word "complied" to "compiled."

Response:

The condition has been revised.

Comment #11:

Condition 41: Consistent with Conditions 12 and 40, this condition should require source testing to determine compliance with the NOx, CO, VOC, PM10, and NH3 emission rates before the end of, rather than within, 60 days after the end of the commissioning period.

Response:

The condition has been revised to stay consistent with conditions 12 and 40.

Comment #12:

Condition 48: This condition would require the CEMS to pass a relative accuracy test during startup and shutdown before the CEMS could be used to measure startup and shutdown emissions to demonstrate compliance with permitted emissions limits. The condition further provides that if the CEMS cannot pass a RA test, startup emission rates obtained from the source test would be used in place of CEMS monitoring data in the demonstration of compliance with emissions limits. However, we do not believe that this requirement is technologically feasible or consistent with monitoring and compliance procedures used by other air districts under similar conditions.

The NOx and CO CEMS will be equipped with dual-range analyzers. The spans of the low-range analyzers are limited by requirements in 40 CFR Subparts 60 and 75 to ensure their accuracy in monitoring the extremely low levels of NOx and CO emissions from the *CTG/HRSG* under normal operating conditions. The high-range analyzers must be accurate at the high concentrations that occur during turbine startups and shutdowns.

Relative accuracy (RA) tests must be performed "while the affected facility is operating at more than 50 percent of normal load" (40 CFR Part 60, Appendix B, P.S. 2). In addition, RA tests must be performed under steady state operating conditions to allow the collection of integrated samples consistent with the reference method. Therefore, RA tests cannot be performed during startup and shutdown modes of operation.

Further, we note that 40 CFR Part 75 specifically requires RA testing for the low-range NOx analyzer only. The accuracy of the high-range analyzer is assured through the use of calibrations and linearity checks; so that RA tests are not necessary.

We also believe it would be difficult to develop a single representative startup emission rate from the source test data. As discussed in the supplemental information we provided regarding compliance with Rule 4703, Section 5.3.1.1, startup times and emissions vary due to many factors, including ambient conditions and how long the turbine has been shut down prior to starting up. It would not be possible to develop a single pound per hour or pound per start emission rate that could be used under all startup conditions that would accurately represent actual emissions.

We propose the following changes to the condition to allow the District to review the initial source test results and ensure that the data collected by the CEMS during startups and shutdowns is representative, without requiring RA testing to be performed:

48. The owner or operator shall install, certify, maintain, operate, and quality assure a continuous emission monitor system (CEMS) which continuously measures and records the exhaust gas NOx, CO, and O2 concentrations. Continuous emissions monitors shall be capable of monitoring emissions during normal operating conditions and during startups and shutdowns, provided that CEMS passes the relative accuracy requirement listed in 40 CFR Part 60, Appendix B, Performance Specification 2 (PS 2). If relative accuracy of CEMS cannot be demonstrated during the startup, CEMS results during startup and shutdown events shall be replaced with startup emission rates obtained from the source test If the NOx and CO CEMs do not accurately assess emissions during start-ups and/or shutdowns (as determined by APCO), then the District-approved source test results for NOx and CO mass emissions shall be utilized as emission factors to determine compliance with emission limits contained in this document.

Response:

Condition #48 has been revised to address the above comment. A similar condition exists in GWF Tracy permit N-4597-1-5 (condition #56). This condition is stated as follows:

- The owner or operator shall install, certify, maintain, operate and quality-assure a Continuous Emission Monitoring System (CEMS) which continuously measures and records the exhaust gas NOx, CO and O_2 concentrations. Continuous emissions monitor(s) shall monitor emissions during all types of operation, including during startup and shutdown periods, provided the CEMS passes the relative accuracy requirement for startups and shutdowns specified herein. If relative accuracy of CEMS cannot be demonstrated during startup conditions, CEMS results during startup and shutdown events shall be replaced with startup emission rates obtained from source testing to determine compliance with emission limits contained in this document. [District Rules 1080, 2201 and 4703, 40 CFR 60.4340(b)(1) and 40 CFR 60.4345(a)]

Comment #13:

Conditions 49, 52 and 53: These permit conditions require that all CEMS comply with the requirements of 40 CFR Part 60. EPA has consistently allowed the requirements of 40 CFR Part 75 to supersede Part 60 requirements for NOx and O2 CEMS, and NSPS Subpart KKKK specifically addresses this issue. These conditions should be revised to state that NOx and O2 CEMS are subject to Part 75 requirements, and the CO CEMS is subject to Part 60 requirements. Condition #49, 52 and 53 are as follows:

49. NOx, CO and O2 CEMS shall meet the requirements in 40 CFR Part 60, Appendix F Procedure 1 and Part 60, Appendix B Performance Specification 2 (PS 2), or shall meet equivalent specifications established by mutual agreement of the District, the CARB, and the EPA. [District Rule 1080 and 40 CFR 60.4345(a)]

52. In accordance with 40 CFR Part 60, Appendix F, 5.1, each CEMS must be audited at least once each calendar quarter. CEMS audit is not required for the quarters in which both relative accuracy test audit (RATA) and source testing are performed. The District shall be notified prior to completion of the audits. Audit reports shall be submitted along with quarterly compliance reports to the District. [District Rule 1080]

53. The owner or operator shall perform RATA for NOx, CO and O2 as specified by 40 CFR Part 60, Appendix F, 5.1.1, at least once every four calendar quarters. The permittee shall comply with the applicable requirements for quality assurance testing and maintenance of the continuous emission monitor equipment in accordance with the procedures and guidance specified in 40 CFR Part 60, Appendix F. [District Rule 1080]

Response:

Section 60.4345 (a) states that NOx diluent CEMS that is installed and certified according to Appendix A of Part 75 of this chapter is acceptable to use under subpart 40 CFR Subpart KKKK. Therefore, condition #49, 52 and 53 are revised.

Comment #14:

Condition 56: Please correct the basis for this condition from 40 CFR 60.8(d) to 40 CFR 60.7(b).

Response:

The basis of the condition has been corrected to 40 CFR 60.7(b).

Comment #15:

Conditions 62: Please correct "data" to "date" in the second sentence so that it reads: "The report is due on the 30th day following the end of the calendar quarter and shall include the following: Time intervals, date and magnitude of excess NOx emissions...."

Response:

Rule 1080, Section 8.1, states time intervals, data and magnitude of excess emissions, nature and cause of the excess (if known), corrective actions taken and preventive measures adopted. Therefore, "data" cannot be replaced be "date". "Date" is required as an explicit field while compiling this report.

- The owner or operator shall submit a written report of CEM operations for each calendar quarter to the District. The report is due on the 30th day following the end of the calendar quarter and shall include the following: **Date**, time intervals, data and magnitude of excess NOx emissions, nature and the cause of excess (if known), corrective actions taken and preventive measures adopted; Averaging period used for data reporting corresponding to the averaging period specified in the emission

test period used to determine compliance with an emission standard; Applicable time and date of each period during which the CEM was inoperative, except for zero and span checks, and the nature of system repairs and adjustments; A negative declaration when no excess emissions occurred. [District Rule 1080 and 40 CFR 60.4375(a) and 60.4395] Y

Comment #16:

Condition 63: This condition defines "primary re-ignition period" as "the duration of time during which a gas turbine is operated at less than rated capacity in order to reset the dry low-NOx combustion system following a primary re-ignition... "The DLN combustor system that will be used for this project is designed so that it would not require re-ignition as defined in this condition. A failure of the Frame 7 DLN combustor system would result in a turbine shutdown. This condition and the reference to "primary re-ignition period" in Condition 60 should be removed because they do not apply to this turbine and are confusing to the permit holder.

Response:

Condition #63 that defines "primary re-ignition period" has been removed. Reference of "primary re-ignition period" has been removed from condition #60.

Comment #17:

Condition 64: This condition defines "reduced load period" as "the time during which a gas turbine is operated at less than rated capacity in order to change the position of the exhaust gas diverter gate." The LEC gas turbine will not be equipped with an exhaust gas diverter gate. This condition and the reference to "reduced load periods" in Condition 60 should be removed because they do not apply to this turbine and are confusing to the permit holder.

Response:

Condition #64 that defines "reduced load period" has been removed.

Comment #18:

Please include in the FDOC permit conditions to address the monitoring and reporting conditions of 40 CFR Part 75, Acid Rain. Conditions 50 through 63 of Permit to Operate N-2697-1-3 (NCPA Lodi CT#2) could be used to address these requirements.

Response:

The monitoring and reporting conditions of 40 CFR Part 75, Acid Rain, are included in draft FDOC under Rule 2540.